

Wire Wound Chip Common Mode Choke Coil – SDCW-U Series

Operating Temp. : -40°C~+85°C



FEATURES

- Winding type realizes small size and low profile
- Prevention of common mode noise at high frequency
- Excellent solderability

APPLICATIONS

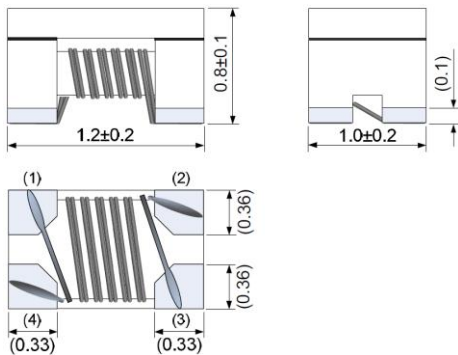
- Super speed differential signal lines for USB3.0.

PRODUCT IDENTIFICATION

<u>SDCW</u> ①		<u>2012</u> ②		<u>U</u> ③	<u>-2</u> ④	<u>-900</u> ⑤	<u>T</u> ⑥	<u>F</u> ⑦
Type		External Dimensions (LxW) (mm)		Code				
SDCW	Winding Type	1210 [0504]	1.2x1.0	U	For Super Speed Differential Signal Lines			
	Common Mode Choke Coil	2012 [0805]	2.0x1.2					
Impedance		Number of Lines		Packing		Hazardous Substance Free Products		
Example	Nominal Value	2		T		F		
900	90Ω			Tape & Reel				

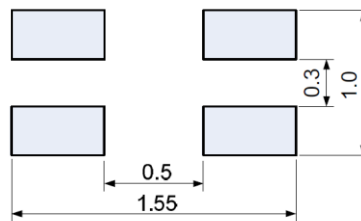
SHAPE AND DIMENSIONS

SDCW1210U TYPE

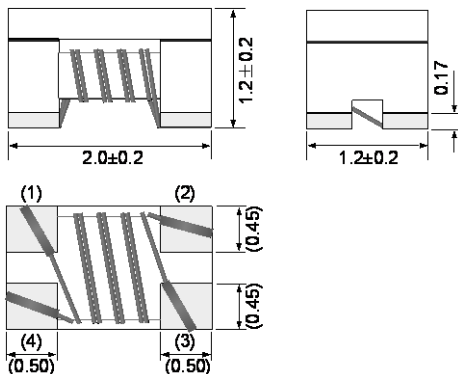


Recommended Land Pattern

Unit: mm

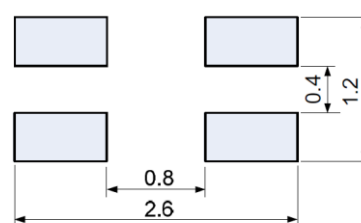


SDCW2012U TYPE



Recommended Land Pattern

Unit: mm



SPECIFICATIONS

SDCW1210U TYPE

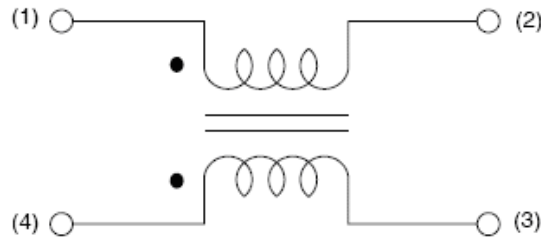
Part Number	Common Mode Impedance @100MHz	Max. DC Resistance	Max. Rated Current	Rated Voltage	Min. Insulation Resistance
Units	Ω	Ω	mA	Volts	M Ω
Symbol	Z	DCR	I _r	V _{DC}	IR
SDCW1210U-2-140TF	14±25%	0.12	600	20	10
SDCW1210U-2-600TF	60±25%	0.40	300	20	10
SDCW1210U-2-900TF	90±25%	0.50	280	20	10

SDCW2012U TYPE

Part Number	Common Mode Impedance @100MHz	Max. DC Resistance	Max. Rated Current	Rated Voltage	Min. Insulation Resistance
Units	Ω	Ω	mA	Volts	M Ω
Symbol	Z	DCR	I _r	V _{DC}	IR
SDCW2012U-2-900TF	90±25%	0.40	280	20	10

※: Products with other electrical characteristics can be provided upon customer's request. Please contact your local sales.

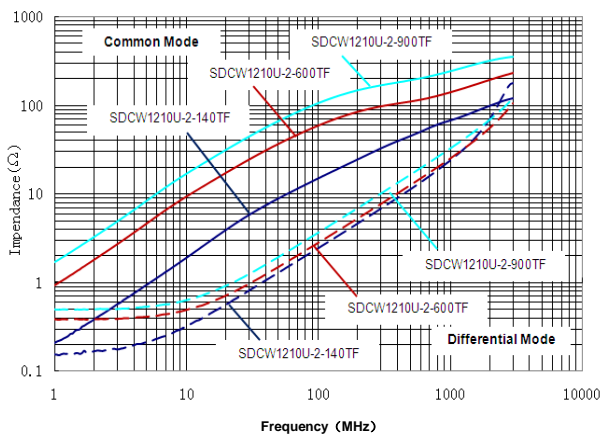
EQUIVALENT CIRCUIT



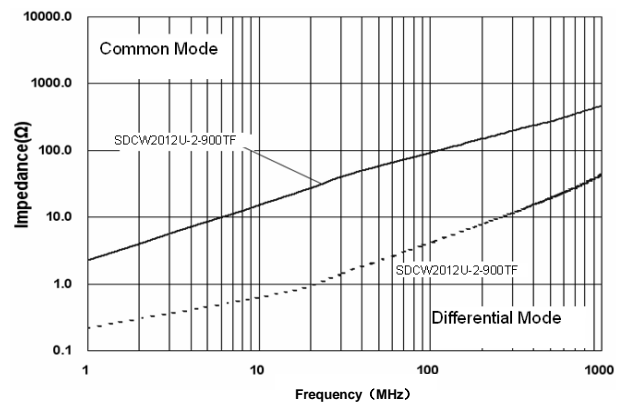
TYPICAL ELECTRICAL CHARACTERISTICS

Impedance vs. Frequency

SDCW1210U TYPE



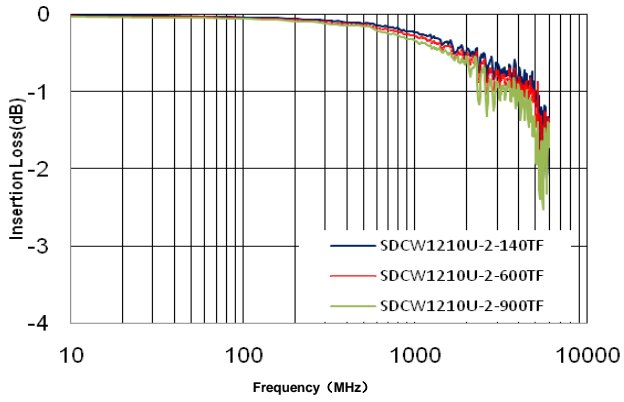
SDCW2012U TYPE



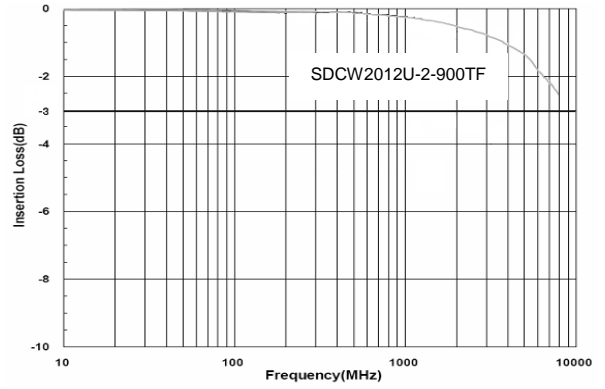
TYPICAL ELECTRICAL CHARACTERISTICS

Insertion Loss

SDCW1210U TYPE

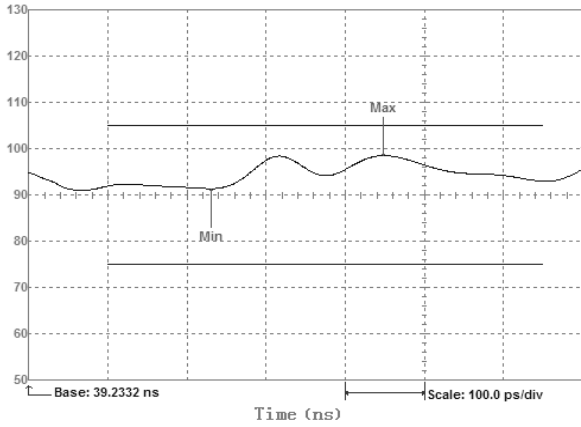


SDCW2012U TYPE



Differential Mode Impedance Characteristics

SDCW2012U-2-900TF



Eye Diagram in USB3.0

SDCW2012U-2-900TF

