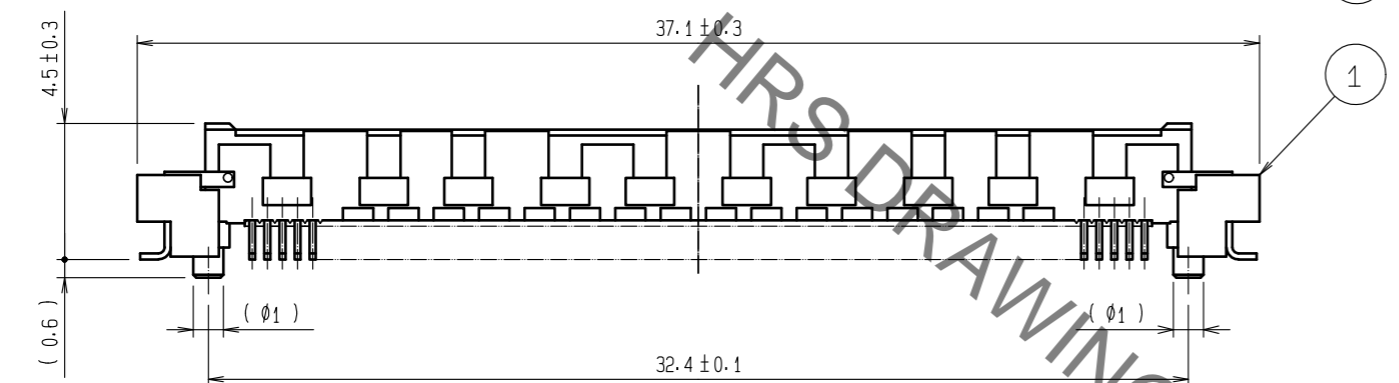
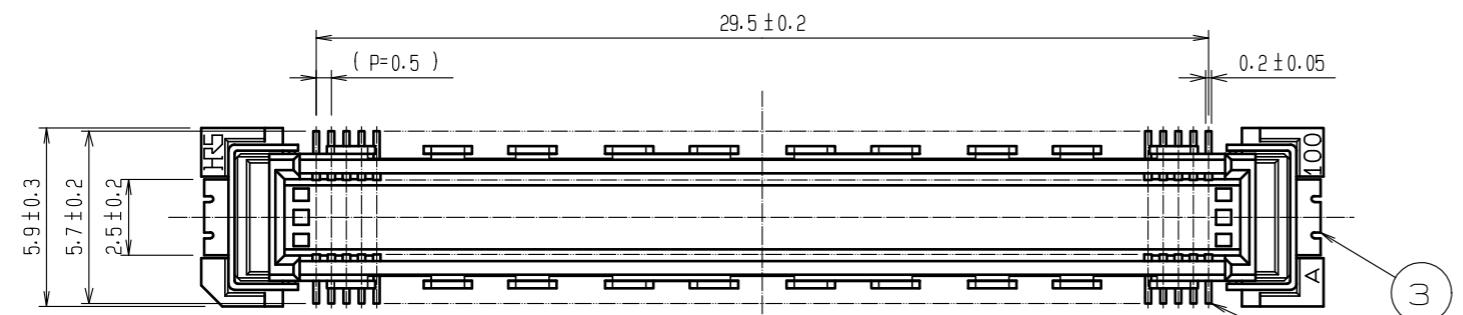
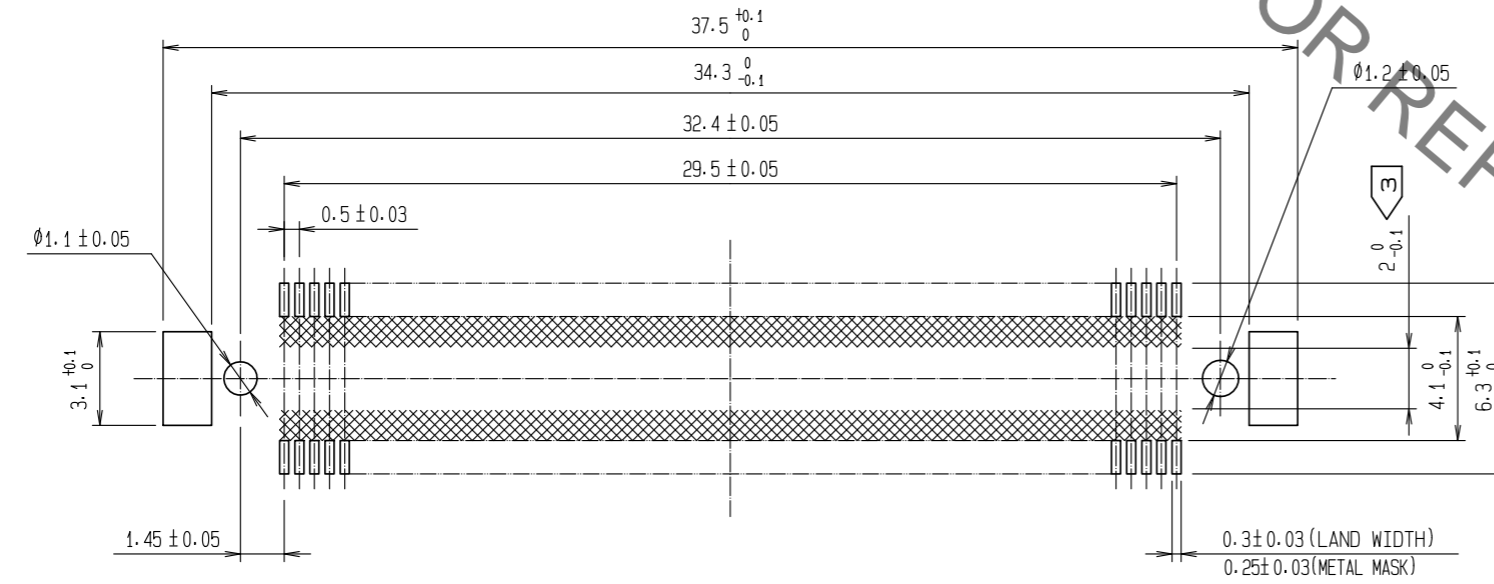


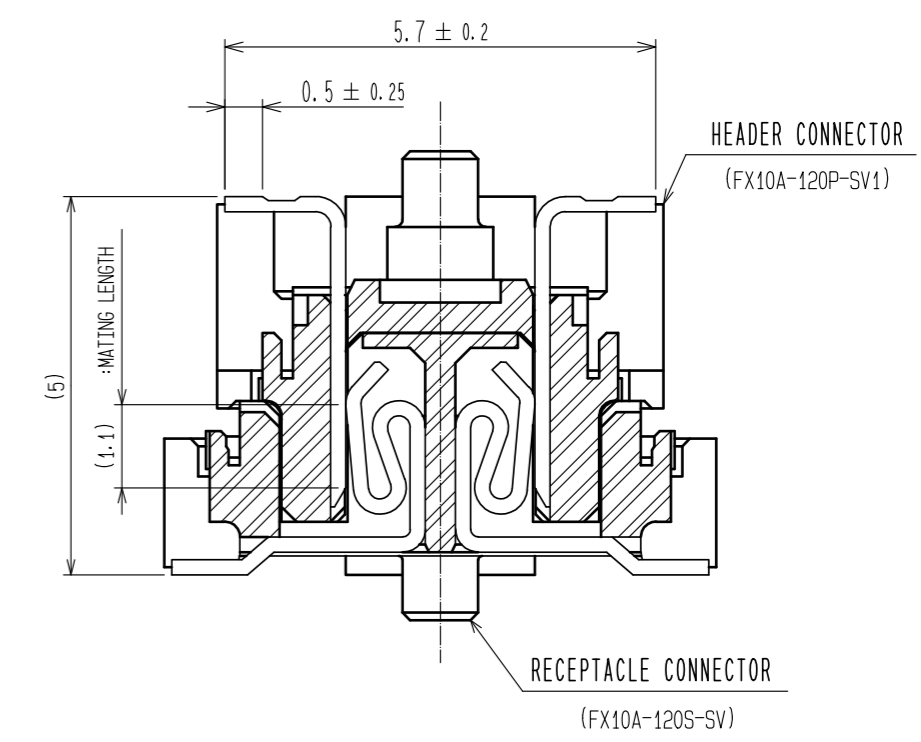
May.1.2023 Copyright 2023 HIROSE ELECTRIC CO., LTD. All Rights Reserved.
 In case of consideration for using Automotive equipment / device which demand high reliability, kindly contact our sales window correspondents.



RECOMMENDED LAND PATTERN



CROSS-CUT SECTION (10:1) [△]



NOTES

- 1 SMT LEAD-COPLANARITY: 0.1 MAX.
- 2 THIS PRODUCT HAS NO POLARITY TO MOUNT ON THE RECOMMENDED LAND PATTERN.
- 3 NO PATTERN SHALL BE DESIGNED IN THIS AREA , TO PREVENT CONTACTS FROM BEING TOUCHED WITH PATTERN.
- 4 THE DIMENSIONS IN PARENTHESES ARE FOR REFERENCE.

1	LCP	BEIGE	UL94V-0	3	PHOSPHOR BRONZE	TIN-PLATING		
NO.	MATERIAL	FINISH	REMARKS	NO.	MATERIAL	FINISH, REMARKS		
				2	PHOSPHOR BRONZE	CONTACT AREA : GOLD 0.1μm min. LEAD AREA : TIN-PLATING 1μm min. UNDER PLATING : NICKEL 1μm min.		
UNITS		SCALE	COUNT	DESCRIPTION OF REVISIONS		DESIGNED	CHECKED	DATE
mm		4 : 1	△ 1	DIS-F-00012901		SY. KUDO	HT. YAMAGUCHI	20220218
HRS HIROSE ELECTRIC CO., LTD.		APPROVED : HS. OKAWA	20060418	DRAWING NO.		EDC3-151969-25		
		CHECKED : HS. OZAWA	20060418	PART NO.		FX10A-120P-SV1(71)		
		DESIGNED : KT. DOI	20060417	CODE NO.		CL0570-0142-7-71		
		DRAWN : KT. DOI	20060417					