

UNBALANCED MIC. CABLES

ECONOMICAL SUPERFLEXIBLE UNBALANCED MIC.CABLES

These cables show Mogami's manufacturing and cable design expertise in creating an economical unbalanced cables which maintain necessary mechanical strength (tensile strength and long flex life) and flexibility for a microphone cable. Two overall diameter sizes are available with exactly the same construction.



Part No.	2330	
O.D. (mm)	3.0φ(0.118")	4.0φ(0.157")
Flex Life	15,500cycles	16,500 cycles ²³³³
Tensile Strength	274 N	284 N
Color	Black	Black

Part No.2333

Note : For the very highest quality recording applications, Mogami original high-end Neglex audio cable Part No. 2803 or Part No.2497 constructed with patented Double-Cylindrical structure should be used.

MINIATURE UNBALANCED MIC. CABLE



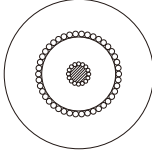
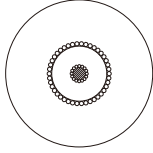
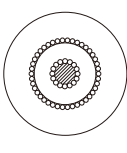
Part No.2368

Part No. 2368 cable has the same structure as Part No. 2697 cable except for an unbalanced configuration. Therefore, although it naturally becomes weaker than Part No. 2697 cable because of its smaller overall diameter, its mechanical strength is much higher than any comparable overall diameter cable without any special contrivance, besides, it is low cost.

Note : Any specific countermeasure against microphonics (noise) for high impedance microphones is not taken for this cable.

UNBALANCED MIC. CABLES / LAVALIER MIC. CABLE

SPECIFICATIONS

Configuration				
Part No.		2330	2333	2368
No. of Conductor		1		
Conductor	Details	16/0.08 A <T1000D * 1>		
	Size(mm ²)	0.08mm ² (#29AWG)		
Insulation	Ov. Dia.(mm)	1.5φ(0.059")		1.0φ(0.039")
	Material	XLPE(Cross-Linked polyethylene)		PVC
	Color	Clear		White
Served Shield		Approx. 40/0.12A		Approx. 40/0.08A
Jacket	Ov. Dia.(mm)	3.0φ(0.118")	4.0φ(0.157")	2.0φ(0.079")
	Material	Flexible PVC		
	Color	Black		
Roll Sizes		100m (328Ft) 200m(656Ft)	200 m (656Ft) (standard)	100 m (328Ft) 200 m (656Ft)
Weight per 200m Roll		2.5 kg	4.2kg	1.5kg

ELECTRICAL & MECHANICAL CHARACTERISTICS

Part No.		2330	2333	2368
DC Resistance at 20°C	Inner Cond.	0.23Ω/m(0.07Ω/Ft)		
	Shield	0.042Ω/m(0.013Ω/Ft)		0.094Ω/m(0.029Ω/Ft)
Capacitance at 1kHz, 20°C See below figure ^{*(1)}	Ko	115pF/m(35 pF/Ft)		350pF/m(107 pF/Ft)
Inductance between conductors at 1kHz, 20°C		0.3μH/m (0.092μH/Ft)		
Electrostatic Noise ^{*(2)}		50 mV Max.		
Electromagnetic Noise ^{*(2)}		0.05 mV Max.		0.05 mV Max.
Microphonics at 50kΩ Load ^{*(2)}		30 mV Max.		1V Max.
Voltage Breakdown		Must withstand at DC 500V/15 sec.		
Insulation Resistance		10 ⁵ MΩ · m Min. at DC 125 V, 20°C		
Flex Life ^{*(2)}		15,500 cycles	16,500 cycles	43,000 cycles
Tensile Strength		274 N	284 N	206 N
Emigration		Non-Emigrant to ABS resin		
Applicable Temperature		-20°C~ + 70°C (-4°F~ + 158°F)		

* (2) Using standard testing methods of Mogami Wire & Cable Corp.

* (1) Partial Capacitance

