





May.1.2023 Copyright 2023 HIROSE ELECTRIC CO., LTD. All Rights Reserved.
In case of consideration for using Automotive equipment / device which demand high reliability, kindly contact our sales window correspondents.

APPLICABLE STANDARD				
RATING	OPERATING TEMPERATURE RANGE	-35°C TO +85°C (NOTES 1)	STORAGE TEMPERATURE RANGE	-10°C TO +60°C
	VOLTAGE	30V AC	APPLICABLE CONNECTOR	DF36A-45S-0.4V
	CURRENT	0.25A	APPLICABLE CABLE	THIN COAXIAL CABLE(AWG#42)
SPECIFICATIONS				
ITEM	TEST METHOD	REQUIREMENTS	QT	AT
CONSTRUCTION				
GENERAL EXAMINATION	VISUALLY AND BY MEASURING INSTRUMENT.	ACCORDING TO DRAWING.	X	X
MARKING	CONFIRMED VISUALLY.		X	X
ENVIRONMENTAL CHARACTERISTICS				
SALT MIST	EXPOSED IN 5% SALT WATER SPRAY 48 h.	NO DEFECT SUCH AS CORROSION WHICH IMPAIRS THE FUNCTION OF CONNECTOR.	X	-
SULFUR DIOXIDE GAS	EXPOSED IN 10-15 PPM 96h.		X	-
RESISTANCE TO SOLDERING HEAT	① BONDING TEMPERATURE: 270°C MAX :5 sec MAX 200°C MIN :30 sec MAX  ② MANUAL SOLDERING TEMPERATURE: 350°C, 3sec MAX.	NO DEFORMATION OF CASE OF EXCESSIVE LOOSENESS OF THE TERMINALS.	X	-
SOLDERABILITY	SOLDERED AT SOLDER TEMPERATURE, 230°C FOR INSERTION DURATION, 3 sec.	SOLDER SHALL COVER A MINIMUM OF 95% OF THE SURFACE BEING IMMersed.	X	-
COUNT	DESCRIPTION OF REVISIONS	DESIGNED	CHECKED	DATE
 1	DIS-H-001866	HY. SHIOZAWA	TS. SAKATA	07.03.19
REMARKS NOTE1: INCLUDE THE TEMPERATURE RISING BY CURRENT Unless otherwise specified, refer to JIS C 5402, IEC60512.		APPROVED	TY. OMA	06.12.18
		CHECKED	TS. SAKATA	06.12.17
		DESIGNED	MN. KENJO	06.12.15
		DRAWN	MN. KENJO	06.12.15
Note QT:Qualification Test AT:Assurance Test X:Applicable Test		DRAWING NO.	ELC4-313247-00	
	SPECIFICATION SHEET	PART NO.	DF36A-45P-SHL	
	HIROSE ELECTRIC CO., LTD.	CODE NO.	CL662-4010-1-00	 1/