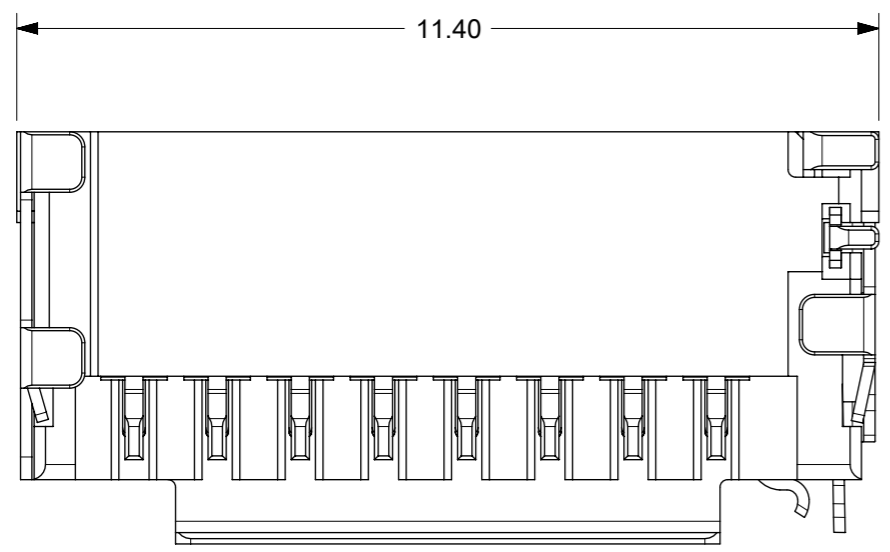


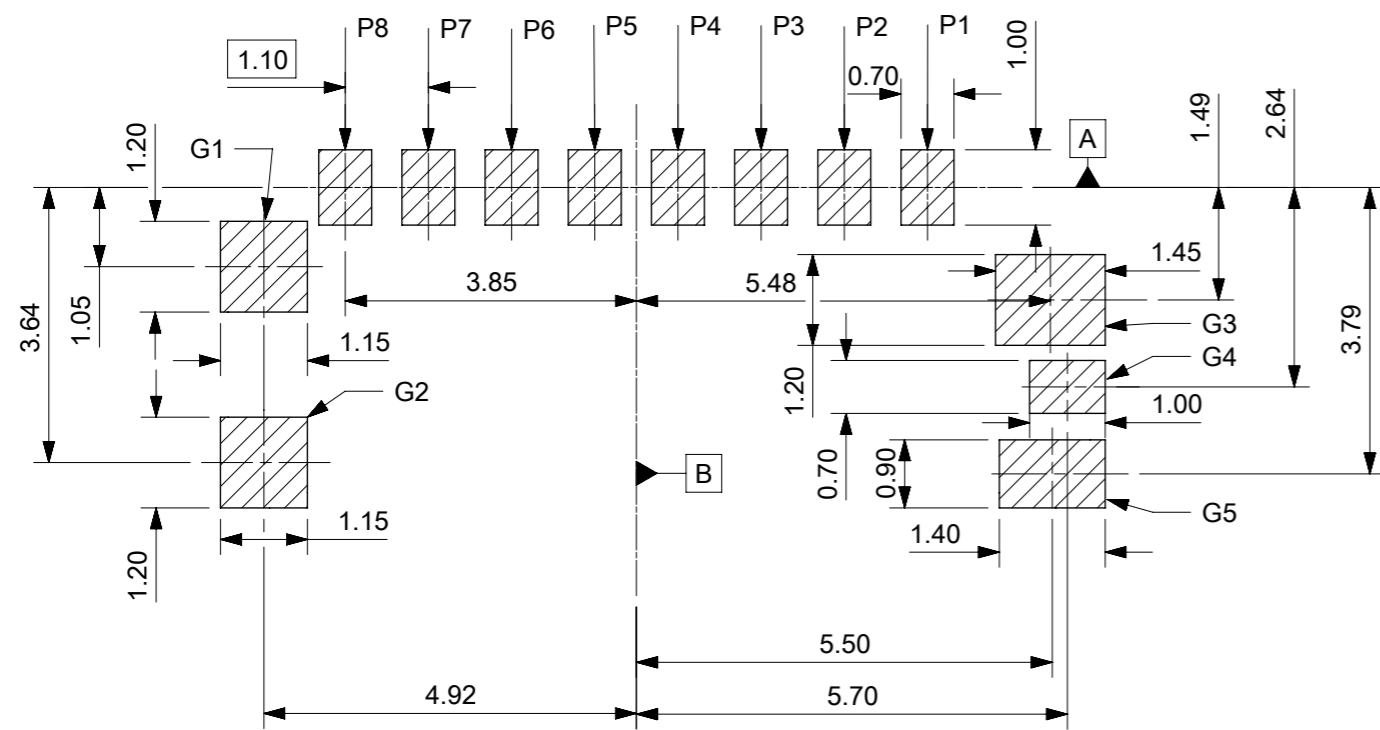
NOTES:

1. MATERIAL:
  - 1-1 HOUSING: LCP, 30% G/F, UL 94V-0, BLACK
  - 1-2 SIGNAL TERMINAL AND DETECT TERMINAL: PHOSPHOR BRONZE
  - 1-3 METAL SHELL: STAINLESS STEEL
2. FINISH:
  - 2-1 SIGNAL TERMINAL: 1.25 MICRON NICKEL MIN UNDER-PLATED, CONTACT AREA SEE TABLE, GOLD FLASH ON SOLDER AREA.
  - 2-2 METAL SHELL: GOLD FLASH OVER NICKEL ON SOLDER AREA.
  - 2-3 DETECT PIN: 1.25 MICRON NICKEL MIN UNDER-PLATED GOLD FLASH PLATED ON CONTACT AREA, TIN PLATED ON SOLDER AREA.
3. PRODUCT SPECIFICATION: PS-47309-001.
4. PACKAGE SPECIFICATION: PK-47571-001.
5. PRODUCT COMPLIANT TO RoHS DIRECTIVE 2002/95/EC AND ELV 2000/53/EC.

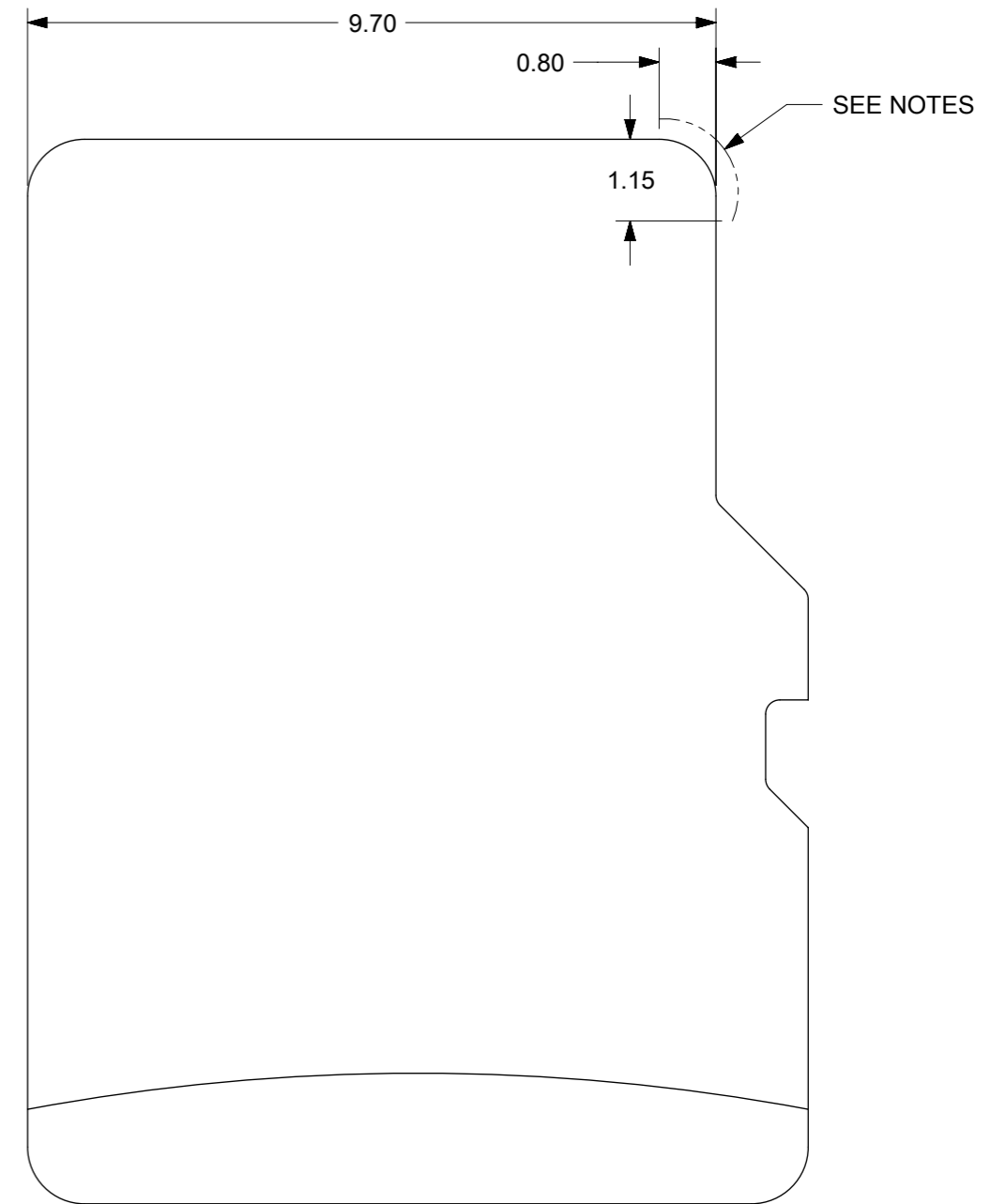


47571-0001	0.76 MICRON MIN. GOLD PLATING
P/N	CONTACT AREA PLATING

THIS DRAWING CONTAINS INFORMATION THAT IS PROPRIETARY TO MOLEX ELECTRONIC TECHNOLOGIES, LLC AND SHOULD NOT BE USED WITHOUT WRITTEN PERMISSION										
DIMENSION UNITS	SCALE	CURRENT REV DESC: MIGRATED TO NX								
mm	10:1									
GENERAL TOLERANCES (UNLESS SPECIFIED)										
ANGULAR TOL	± 3.0 °	TFR HEADER WITH DETECT PIN PRODUCT CUSTOMER DRAWING								
4 PLACES	±									
3 PLACES	±									
2 PLACES	± 0.15									
1 PLACE	± 0.25									
0 PLACES	±	EC NO: 746823		2023/04/24		DOCUMENT NUMBER		DOC TYPE	DOC PART	REVISION
DRAFT WHERE APPLICABLE MUST REMAIN WITHIN DIMENSIONS		THIRD ANGLE PROJECTION		DRAWING	SERIES	MATERIAL NUMBER	CUSTOMER	SHEET NUMBER		
				A3-SIZE	47571	SD-47571-001	GENERAL MARKET	1 OF 2		



PCB footprint for reference



NOTES:  
NO CONDUCTIVE EXPOSURE TRACE IS ALLOWED ON THE SIDE FACE OF THE CARD AT THIS AREA.

NAME	TYPE
G5	DET
G4	POL
G3	GND
G2	GND
G1	GND
P8	DAT1
P7	DAT0
P6	VSS
P5	CLK
P4	VDD
P3	CMD
P2	CD/DAT3
P1	DAT2
PIN ASSIGNMENT	

THIS DRAWING CONTAINS INFORMATION THAT IS PROPRIETARY TO MOLEX ELECTRONIC TECHNOLOGIES, LLC AND SHOULD NOT BE USED WITHOUT WRITTEN PERMISSION									
DIMENSION UNITS	SCALE	CURRENT REV DESC: MIGRATED TO NX							
mm	10:1								
GENERAL TOLERANCES (UNLESS SPECIFIED)									
ANGULAR TOL	± 3.0 °	<b>TFR HEADER WITH DETECT PIN</b>							
4 PLACES	±								
3 PLACES	±	<b>PRODUCT CUSTOMER DRAWING</b>							
2 PLACES	± 0.15								
1 PLACE	± 0.25	<b>SD-47571-001</b>							
0 PLACES	±								
DRAFT WHERE APPLICABLE MUST REMAIN WITHIN DIMENSIONS		THIRD ANGLE PROJECTION	DRAWING	SERIES	MATERIAL NUMBER	CUSTOMER	DOC TYPE	DOC PART	REVISION
			A3-SIZE	47571		GENERAL MARKET	PSD	001	F