



COAXIAL

Adapter

NF-BM50+

50Ω DC to 2 GHz N-Female to BNC-Male

FEATURES

- Excellent VSWR, 1.05:1 typ.
- Low insertion loss, 0.06 dB typ.
- Brass body, nickel plated



Generic photo used for illustration purposes only

Model No.	NF-BM50+
Case Style	DJ1011
Connectors	N-Female to BNC Male

+RoHS Compliant

The +Suffix identifies RoHS Compliance. See our website for methodologies and qualifications

APPLICATIONS

- Interconnection of RF cables and equipment
- Connector saver

ELECTRICAL SPECIFICATIONS $T_{AMB}=25^{\circ}C$

Parameter	Frequency (GHz)	Min.	Typ.	Max.	Units
Frequency Range	-	DC	-	2	GHz
Insertion Loss	DC-2	-	0.06	-	dB
VSWR	DC-2	-	-	1.15	:1

ABSOLUTE MAXIMUM RATINGS

Parameter	Ratings
Operating Temperature	-55°C to +100°C
Storage Temperature	-55°C to +100°C

Permanent damage may occur if any of these limits are exceeded.

REV. B
ECO-016681
NF-BM50+
MCL NY
230130





COAXIAL

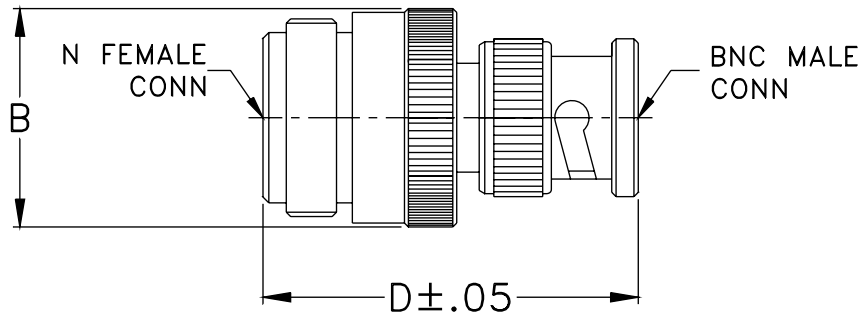
Adapter

NF-BM50+

Mini-Circuits

50Ω DC to 2 GHz N-Female to BNC-Male

OUTLINE DRAWING



OUTLINE DIMENSIONS (Inch mm)

A	B	C	D	E	wt
--	.68	--	1.36	--	grams
--	17.27	--	34.54	--	31.8



COAXIAL

Adapter

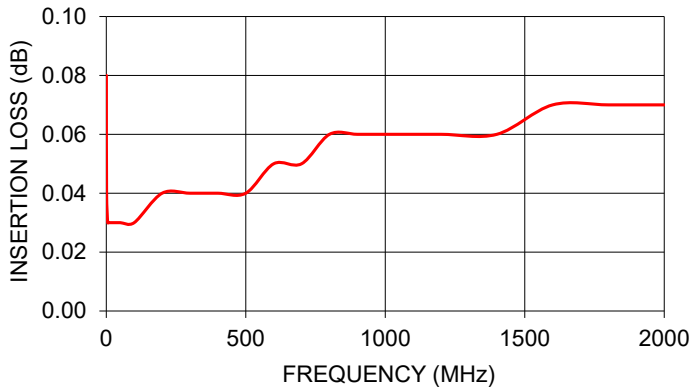
NF-BM50+

50Ω DC to 2 GHz N-Female to BNC-Male

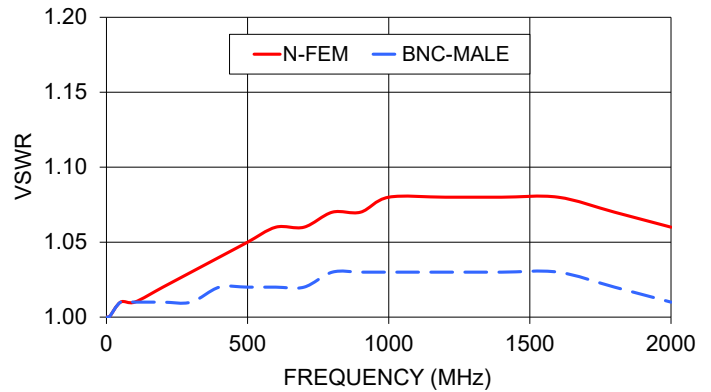
TYPICAL PERFORMANCE DATA

Frequency (MHz)	Insertion Loss (dB)	VSWR (:1)	
		N-Female	BNC-Male
0.30	0.08	1.00	1.00
1.00	0.04	1.00	1.00
5.00	0.03	1.00	1.00
10.00	0.03	1.00	1.00
50.00	0.03	1.01	1.01
100.00	0.03	1.01	1.01
200.00	0.04	1.02	1.01
300.00	0.04	1.03	1.01
400.00	0.04	1.04	1.02
500.00	0.04	1.05	1.02
600.00	0.05	1.06	1.02
700.00	0.05	1.06	1.02
800.00	0.06	1.07	1.03
900.00	0.06	1.07	1.03
1000.00	0.06	1.08	1.03
1200.00	0.06	1.08	1.03
1400.00	0.06	1.08	1.03
1600.00	0.07	1.08	1.03
1800.00	0.07	1.07	1.02
2000.00	0.07	1.06	1.01

NF-BM50+
INSERTION LOSS



NF-BM50+
VSWR



NOTES

- A. Performance and quality attributes and conditions not expressly stated in this specification document are intended to be excluded and do not form a part of this specification document.
- B. Electrical specifications and performance data contained in this specification document are based on Mini-Circuit's applicable established test performance criteria and measurement instructions.
- C. The parts covered by this specification document are subject to Mini-Circuits standard limited warranty and terms and conditions (collectively, "Standard Terms"); Purchasers of this part are entitled to the rights and benefits contained therein. For a full statement of the standard terms and the exclusive rights and remedies thereunder, please visit Mini-Circuits' website at www.minicircuits.com/terms/viewterm.html

