



**ANATECH ELECTRONICS INC**  
RF & Microwave Filters & Products

# 838 MHz Cavity Bandpass Filter

**Part Number: AB838B904**



## Electrical specifications

**Center Frequency:** 838 MHz  
**1dB Bandwidth:** 67 MHz  
**Passband:** 804.5 – 871.5 MHz  
**Insertion Loss @ 838 MHz:** 1.0 dB Max.  
**Passband Return Loss:** 14 dB Min.  
**Rejection1:** 40 dB Min. @ 500-800 MHz  
**Rejection 2:** 40 dB Min. @ 1600-2500 MHz  
**Power Handling:** 50 W  
**Input / Output Impedance:** 50 Ohms

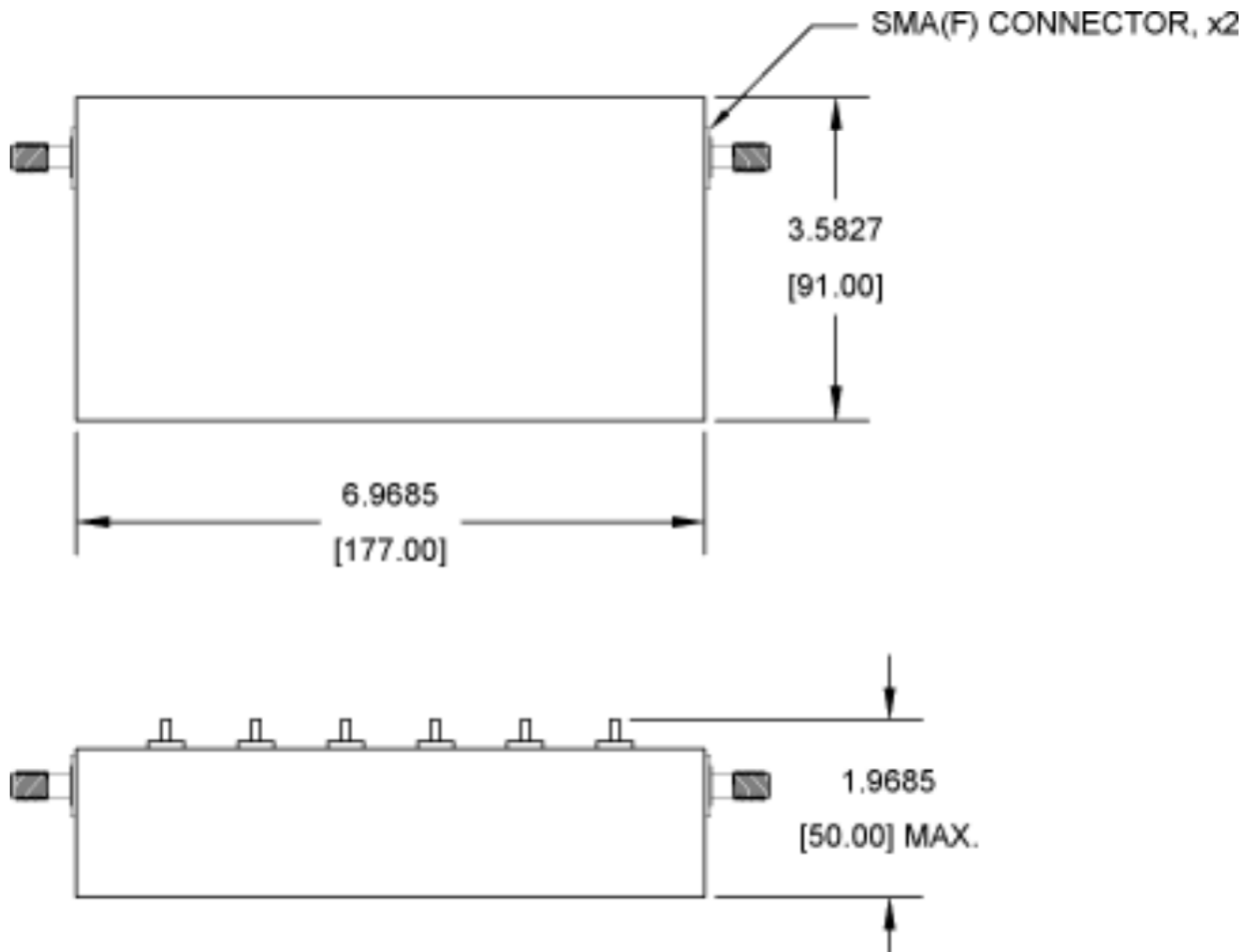
## Mechanical

**Connector Type:** SMA (F)  
**Dimensions:** 177 x 91 x 50(max) mm.

## Environmental

**Operating Temperature:** -45 to +85 deg.C  
**Storage Temperature:** -55 to +95 deg.C  
**Shock:** 20 G. 11ms  
**Vibration:** 20 G. 5 to 200 Hz

## Outline Drawing:



Tolerance: +/-0.01 inches [ +/-0.3mm]

Angles: +/- 1 Deg.

\*Tolerance as shown unless otherwise specified in the datasheet electrical specification tables above.

\*When max dimensions are called out the above tolerances do not apply as long as it is under the max call



### Response Plot:

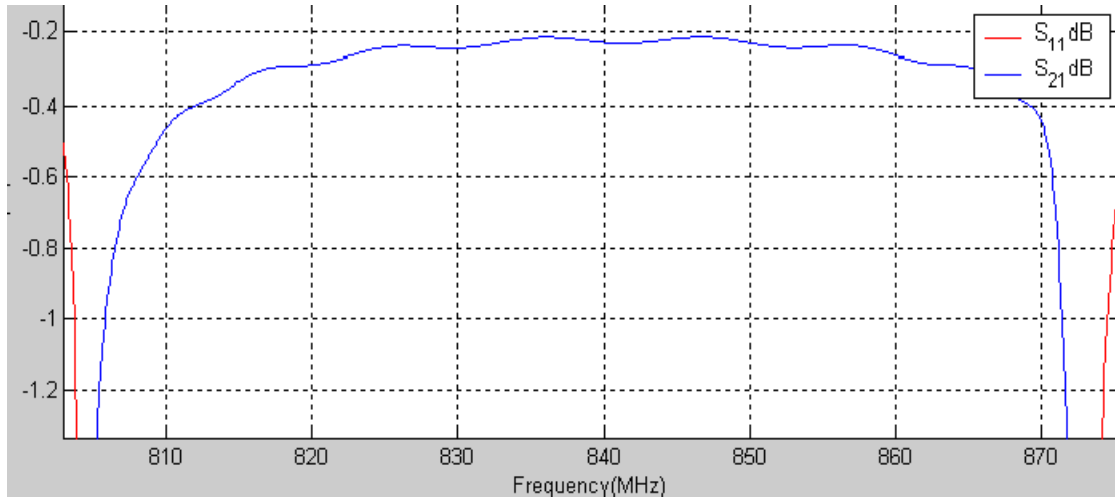


Figure1 Overall performance

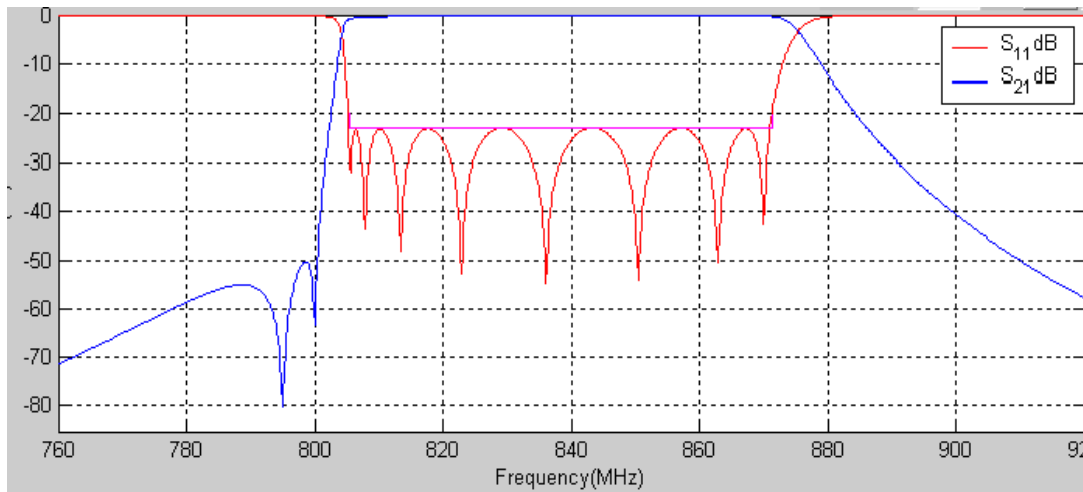


Figure2 Insertion loss

	Frequency (MHz)		
	804.5	871.5	838
insertion loss (dB)	-1.14	-1.07	-0.214
Pass band ripple (dB)	0.93 dB		