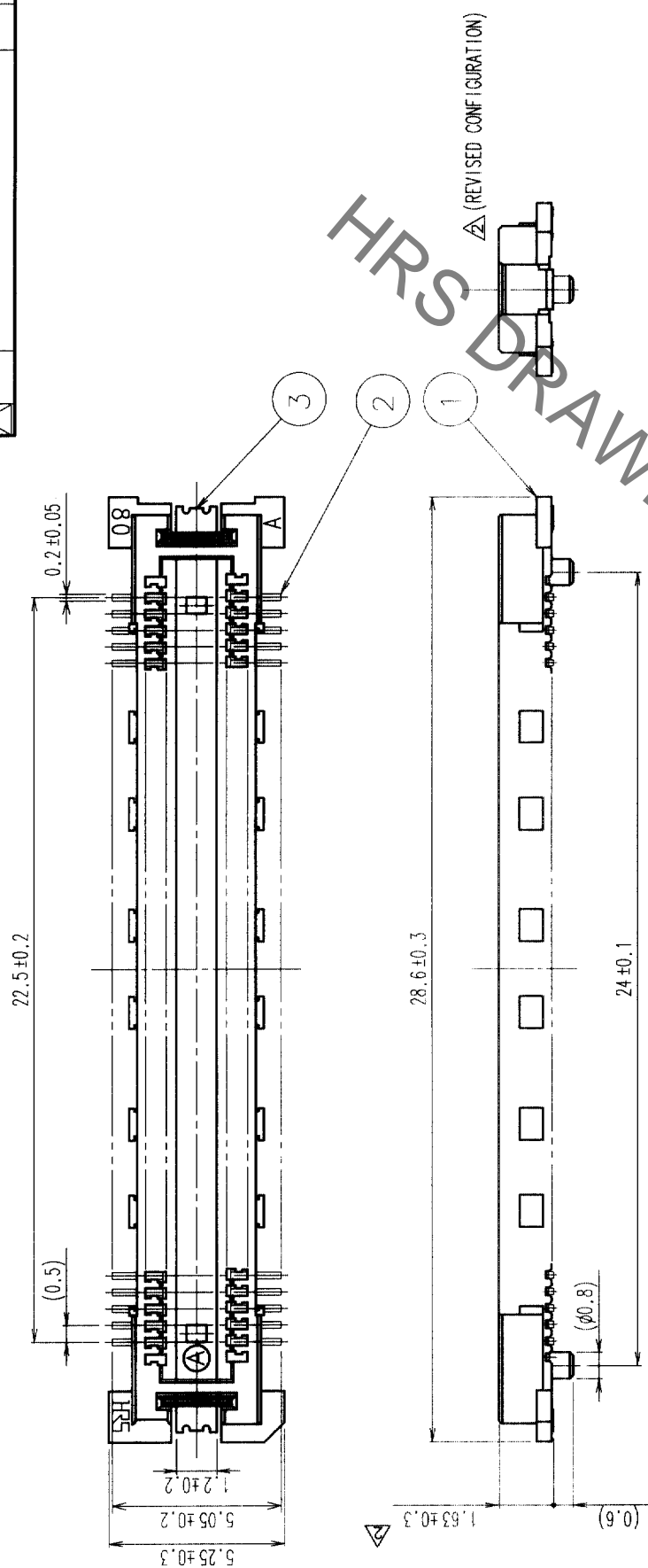
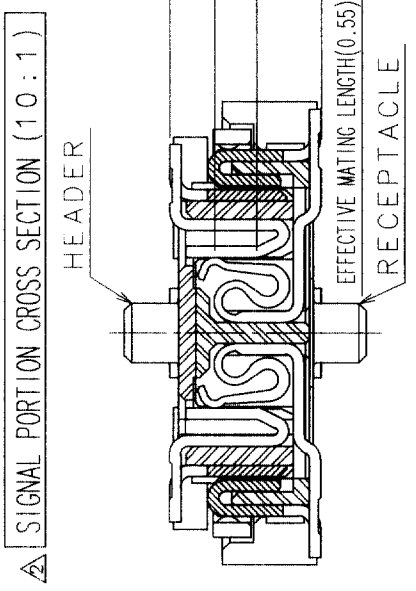
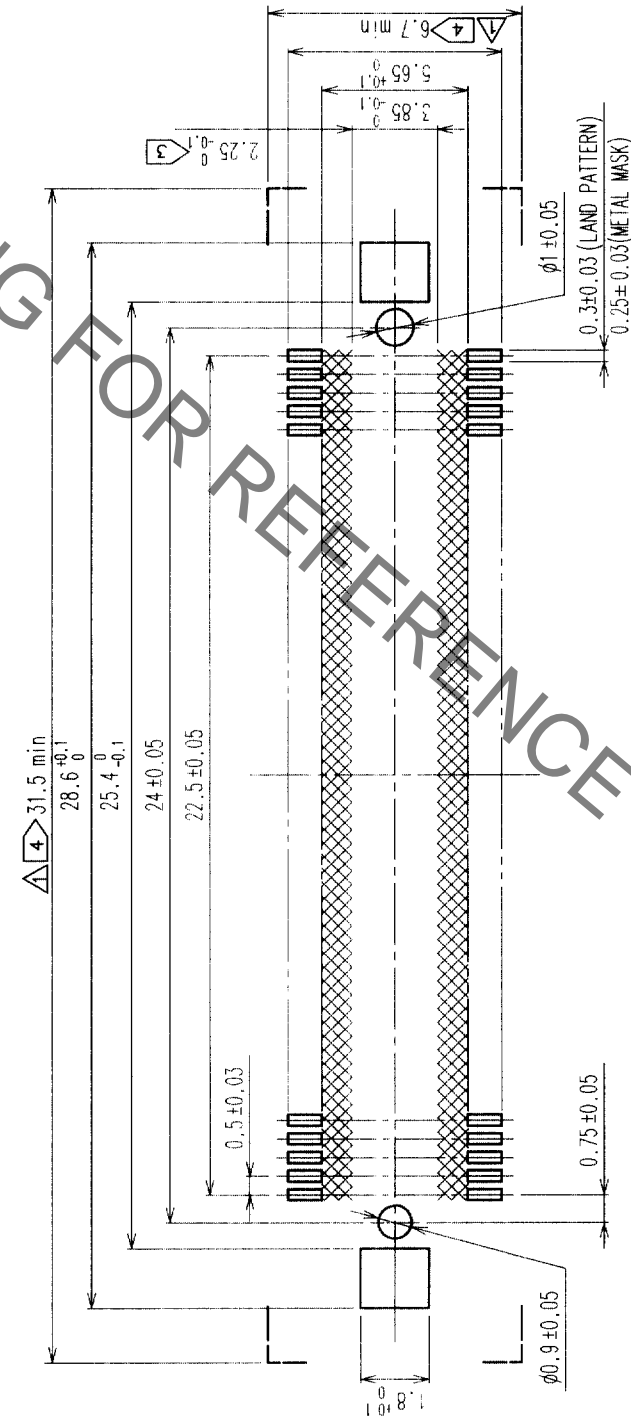


In case of consideration for using Automotive equipment / device which demand high reliability, kindly contact our sales window correspondents.

| COUNT | DESCRIPTION OF REVISIONS | BY | CHKD | DATE | COUNT | DESCRIPTION OF REVISIONS | BY | CHKD | DATE |
|-------|--------------------------|-----|------|----------|-------|--------------------------|----|------|------|
| 3 | RE-F-06374 | J.M | M | 99.05.15 | | | | | |
| 3 | RE-F-06522 | J.M | M | 99.9.7 | | | | | |



RECOMMENDED LAND PATTERN DIMENSION OF PCB



- NOTES
- SMT LEAD-COPLANARITY: 0.1 MAX.
 - THIS PRODUCT HAS NO POLARITY TO PATTERN FOR MOUNTING.
 - MAKE SURE WIDTH OF PATTERN IS WITHIN THAT OF LAND, OR LEAD MAY TOUCH PATTERN. (THIS APPLIES TO HATCHED AREA.)
 - DO NOT MOUNT OTHER DEVICES ONTO [] AREA, OR MATING PAIR CANNOT BE MATED.

| NO. | MATERIAL | FINISH, REMARKS | NO. | PHOSPHOR BRONZE | TIN PLATED | FINISH, REMARKS |
|-----|--------------|--|-----|-----------------|------------|-----------------|
| 2 | COPPER ALLOY | CONTACT AREA: GOLD (0.1μm) OVER NICKEL | | | | |
| 1 | LCP | LEAD: GOLD FLASH OVER NICKEL | | | | |
| | | BEIGE UL94V-0 | 3 | | | |

| CODE NO. (OLD) | DRAWN | DESIGNED | CHECKED | APPROVED | RELEASED |
|----------------|--------------|--------------|--------------|--------------|----------|
| CL | J. Matsukawa | J. Matsukawa | Y. Yoshimura | Y. Yoshimura | |
| | 990212 | 990212 | 990212 | 990212 | 990212 |

| DRAWING NO. | PART NO. |
|-------------|---------------|
| EDC3-152101 | FX11LA-92P-SV |

| SCALE | UNITS | CODE NO. |
|-------|-------|--------------|
| 5 : 1 | mm | CL573-0043-4 |

| | |
|-----|--|
| TO | |
| PCK | |