

Technical Characteristics


Part Number

Han 24B Rear-Mount Kit

Hood	Side Entry
Housing	Double Lever Bulkhead
Material	Die Cast Aluminum
IP / NEMA	IP66 / 4, 4x, 12
Temp Rating	-40 to +125C
Cable Gland	M32 Metal
Cable Diameter	13-20mm / 18-25mm
Insert	Han 24E, 24+GND
Screw Terminals	18-14AWG
Wire Strip Length	7.5mm
Mating Cycles	>500
Flammability	V-0

73 10 100 0008

UL508

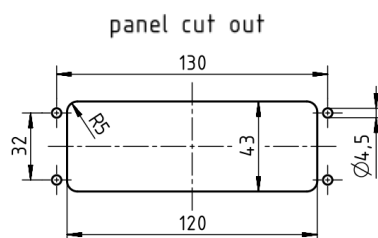
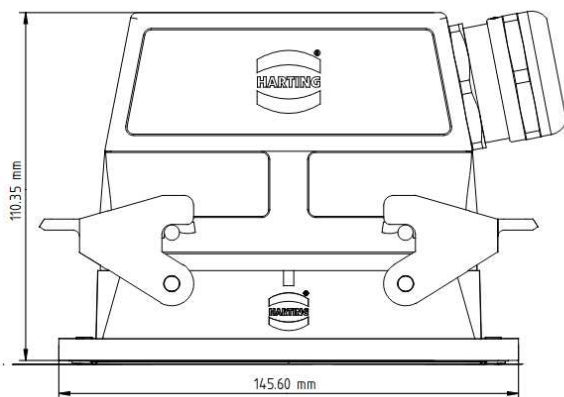


Electrical Characteristics

Rated Current	16amps
Rated Voltage	600V
Rated Impulse Voltage	6kV

Drawings and Assembly Information

Dimensions in mm



Tooling and Torque Values

Type	Tool	Torque (Nm)
Terminal Screws (M3)	PH1 or Slotted 0.6 x 3.5	0.50
Fixing Screw (M3)	PH2 or Slotted 0.6 x 3.5	0.50
Mounting Screws (M4 recommended)	-	0.8...1.0
Cable Gland (M32)	SW 40	15

Kit Contents

Male Insert	09 33 024 2601
Female insert	09 33 024 2701
Housing	09 30 024 0391
Hood	19 30 024 0527
Cable Gland	19 00 000 5095

For further information, please reach out to techsupportUS@HARTING.com