


CP SERIES

PUSH-IN TECHNOLOGY


MULTIPLE CONNECTION TERMINAL BLOCKS

CP4/3




3 Connection Feed-Through
2 Jumper Channels

CP4/4



4 Connection Feed-Through
2 Jumper Channels

CP6/10/3



3 Connection Feed-Through
2 Jumper Channels

Dimensions & Weight

Width / Length	6 mm / 70.5 mm	6 mm / 86.2 mm	8 mm / 82.9 mm	
Height w DIN Rail	35 x 7.5 mm 35 x 15 mm	38.3 mm 45.8 mm	38.3 mm 45.8 mm	43.0 mm 50.6 mm
Weight per piece	10.8 g	13.0 g	22.6 g	

Technical Data/Ratings

Approvals						
Wire Size (solid / stranded)	24-10 AWG	0.2-4.0 mm ²	24-10 AWG	0.2-4.0 mm ²	20-8 AWG	0.5-10.0 mm ²
Voltage Rating	600 V	1000V AC/DC	600 V	1000V AC/DC	600 V	1000V AC/DC
Current Rating	30 A	32 A	30 A	32 A	44 A	57 A
Insulation Material	Polyamide 66		Polyamide 66		Polyamide 66	

Installation Instructions

Wire Stripping Length	11 mm	11 mm	12 mm
Screwdriver	SCM0.5/3.0 (0.5 x 3.0 mm blade)	SCM0.5/3.0 (0.5 x 3.0 mm blade)	SCM0.8/4.0 (0.8 x 4.0 mm blade)

Terminal Blocks	Cat. No.	Std. Pk.	Cat. No.	Std. Pk.	Cat. No.	Std. Pk.
Grey (standard)	CP4/3	50	CP4/4	50	CP6/10/3	50
Red R	CP4/3/R	50	CP4/4/R	50	CP6/10/3/R	50
Blue BU	CP4/3/BU	50	CP4/4/BU	50	CP6/10/3/BU	50
Black BL	CP4/3/BL	50	CP4/4/BL	50	CP6/10/3/BL	50
Orange O	CP4/3/O	50	CP4/4/O	50	CP6/10/3/O	50
Green G	CP4/3/G	50	CP4/4/G	50	CP6/10/3/G	50
Yellow Y	CP4/3/Y	50	CP4/4/Y	50	CP6/10/3/Y	50
White W	CP4/3/W	50	CP4/4/W	50	CP6/10/3/W	50
Ground/ Earth						
Yellow / Green	CPG4/3	50	CPG4/4	50	CPG6/10/3	50

Jumpers	Cat. No.	I _{max}	Std. Pk.	Cat. No.	I _{max}	Std. Pk.	Cat. No.	I _{max}	Std. Pk.	
Shorting Link/	2 pole	JX4/2	32A	100	JX4/2	32A	100	JX6/2	41A	100
Jumpers	3 pole	JX4/3	32A	50	JX4/3	32A	50	JX6/3	41A	50
	4 pole	JX4/4	32A	50	JX4/4	32A	50	JX6/4	41A	50
	5 pole	–	–	–	–	–	–	–	–	–
	6 pole	–	–	–	–	–	–	–	–	–
	7 pole	–	–	–	–	–	–	–	–	–
	8 pole	JX4/8	32A	10	JX4/8	32A	10	–	–	–
	10 pole	JX4/10	32A	10	JX4/10	32A	10	JX6/10	41A	10
	16 pole	JX4/16	32A	10	JX4/16	32A	10	–	–	–
Step Down	4-2.5 mm ²	JXS4/2.5	32A	50	JXS4/2.5	32A	50	–	–	–
Jumpers	6-2.5 mm ²	–	–	–	–	–	–	JXS6/2.5	41A	50
	6-4 mm ²	JXS6/4	41A	50	JXS6/4	41A	50	JXS6/4	41A	50

Accessories	Cat. No.	Std. Pk.	Cat. No.	Std. Pk.	Cat. No.	Std. Pk.
End Plate	EPCX4/3	50	EPCX4/4	50	EPCX6/3	50
Partition Plate	PPCX4/3	50	PPCX4/4	50	–	–
DIN Rail	2511120 CA701-15/S	20 20	2511120 CA701-15/S	20 20	2511120 CA701-15/S	20 20
End Stop	CA103 / CA104	50	CA103 / CA104	50	CA103 / CA104	50
Test Plug	–	–	–	–	–	–
Marking Tag	MT6	1 Pk. (100 tags)	MT6	1 Pk. (100 tags)	MT8	1 Pk. (100 tags)