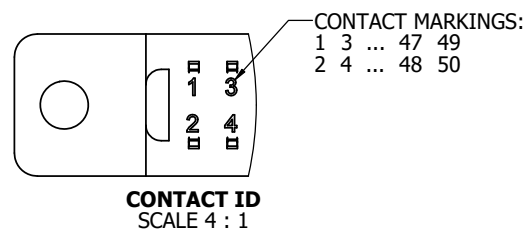
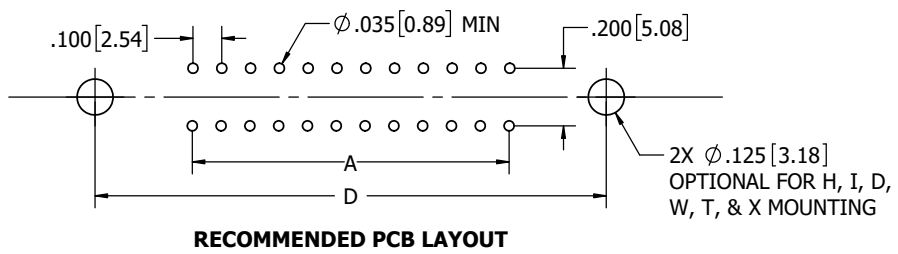
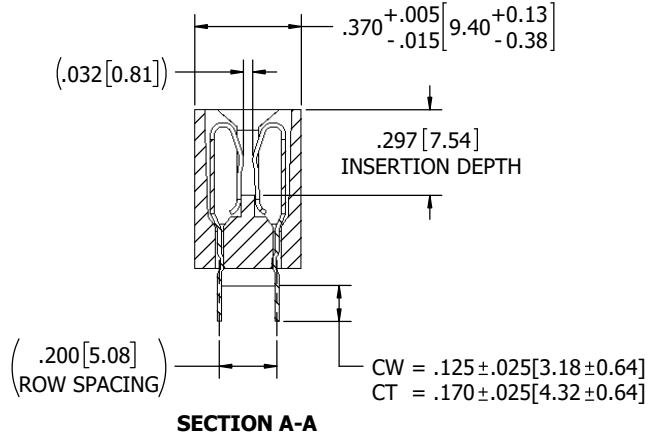
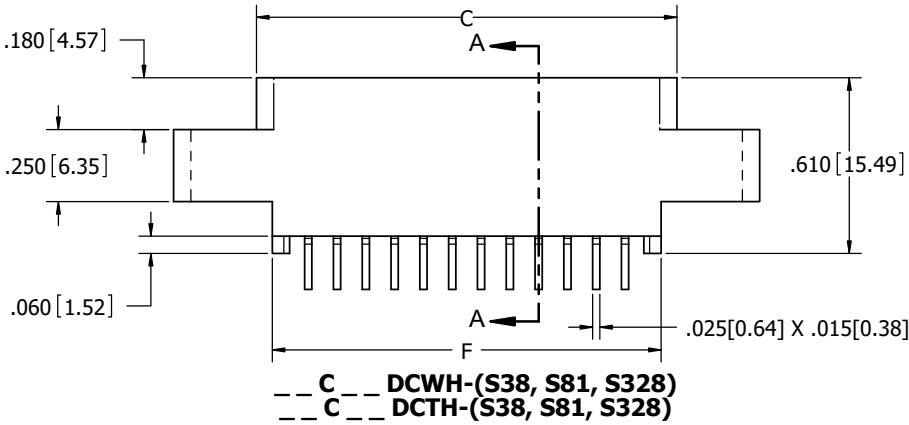
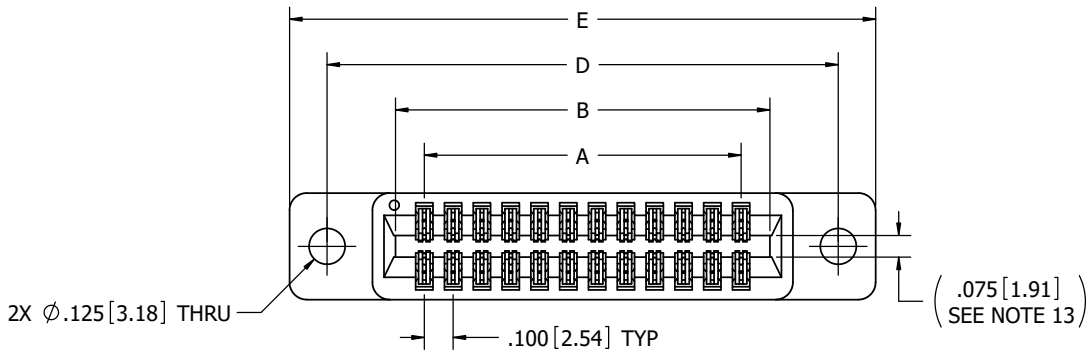


REVISIONS				
REV.	ECO. NO	DESCRIPTION	DATE	BY
C	3199	ADD 'V' MOUNTING STYLE, ADD 'A' MATERIAL AND 'N' PLATING OPTIONS, UPDATE DRAWING FORMAT	4/9/2015	JHSU
D	3657	ADD 'B' MOUNTING	4/11/2017	EP
E	4562	ADD 'Q' MATERIAL CODE, UPDATE NOTE 8 (REMOVED 'PER CONTACT')	9/06/2022	MM

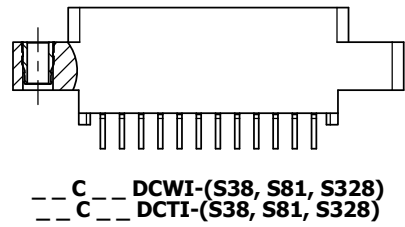
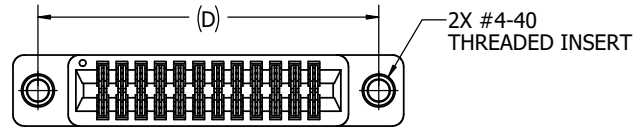


- NOTES:
- INSULATOR MATERIAL: SEE PART NUMBER CODING
 - CONTACT MATERIAL: SEE PART NUMBER CODING
 - PLATING: SEE PART NUMBER CODING
 - OPERATING TEMPERATURE: SEE PART NUMBER CODING
 - PROCESSING TEMP: SEE PART NUMBER CODING
 - UL FLAMMABILITY RATING: 94V-0
 - OPERATING VOLTAGE: 700 VAC
 - CURRENT RATING: 3 AMP
 - CONTACT RESISTANCE: 30 MILLI OHMS MAX
 - INSULATION RESISTANCE: 5000 MEGA OHMS
 - DURABILITY: 500 CYCLES MIN
 - CONNECTOR IDENTIFICATION: THE PART SHALL BE MARKED WITH A PART NUMBER AND LOT CODE
 - BOARD THICKNESS ACCOMMODATED: .062 ± .008 [1.57 ± 0.20]
 - INSERTION FORCE: 16 OZ MAX PER CONTACT PAIR WHEN USING A .062 [1.57] TEST BLADE
INTERNAL INSPECTION TO BE PER SULLIN'S WORK INSTRUCTION WI-8.6-03
 - WITHDRAWAL FORCE: 1 OZ MIN PER CONTACT PAIR USING .062 [1.57] TEST BLADE
 - MODIFICATION: SEE PART NUMBER CODING

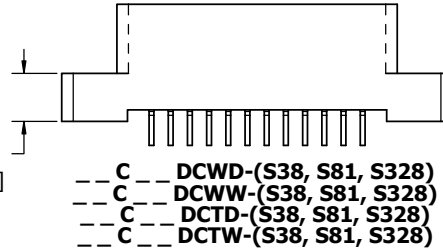
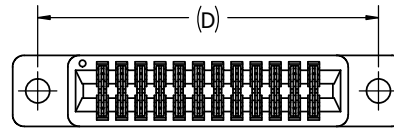


CUSTOMER COPY

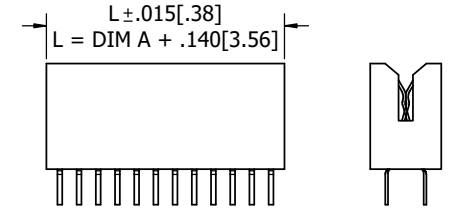
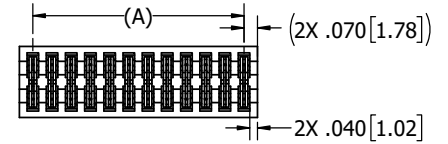
UNLESS OTHERWISE SPECIFIED: DIMENSIONS ARE IN INCHES (MM)	DRAWN	DATE	NAME	
		11/27/12	JH	
TOLERANCES:	<small>THE INFORMATION HEREIN CONTAINS PROPRIETARY INFORMATION OF SULLINS ELECTRONICS AND IS NOT TO BE REPRODUCED, USED OR DISCLOSED TO OTHERS FOR ANY PURPOSE EXCEPT AS SPECIFICALLY AUTHORIZED IN WRITING BY AN OFFICER OF SULLINS ELECTRONICS.</small>			TITLE
ANGULAR: ± 1°				EDGECARD CONNECTOR .100 CC HP
DECIMALS .XX = ± .02 [5] .XXX = ± .005 [13] .XXXX = ± .0005 [013]				PART NUMBER
				--- C --- D(CW,CT) --- (S38,S81,S328)
	SIZE	CAGE CODE	DWG. NO.	REV
	C	54453	C11424	E
	SCALE: 3:1	SHEET 1 OF 3		



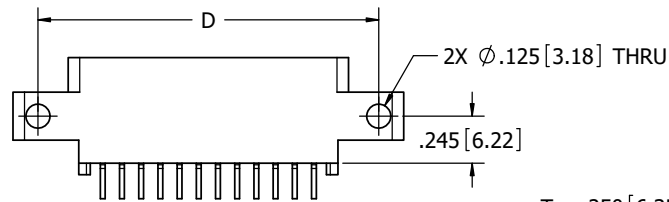
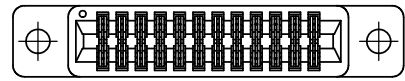
D = .250 [6.35]
W = .430 [10.92]



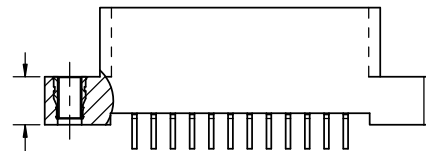
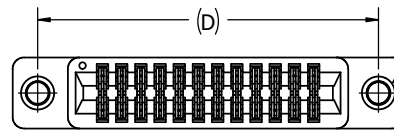
- C --- DCWD-(S38, S81, S328)
- C --- DCWW-(S38, S81, S328)
- C --- DCTD-(S38, S81, S328)
- C --- DCTW-(S38, S81, S328)



- C --- DCWB-(S38, S81, S328)
- C --- DCTB-(S38, S81, S328)

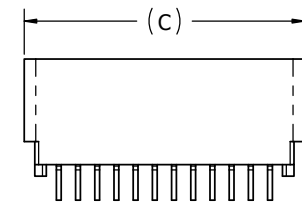
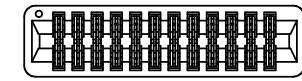


- C --- DCWS-(S38, S81, S328)
- C --- DCTS-(S38, S81, S328)

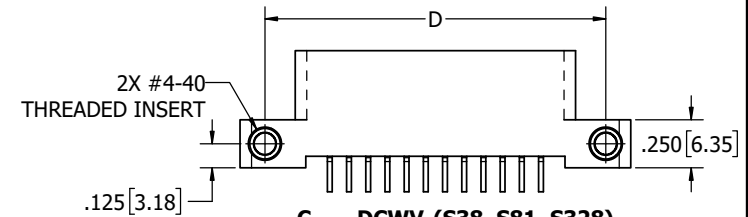
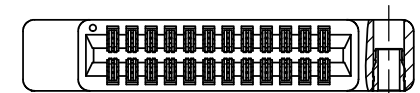


T = .250 [6.35]
X = .430 [10.92]

- C --- DCWT-(S38, S81, S328)
- C --- DCWX-(S38, S81, S328)
- C --- DCTT-(S38, S81, S328)
- C --- DCTX-(S38, S81, S328)



- C --- DCWN-(S38, S81, S328)
- C --- DCTN-(S38, S81, S328)



- C --- DCWV-(S38, S81, S328)
- C --- DCTV-(S38, S81, S328)

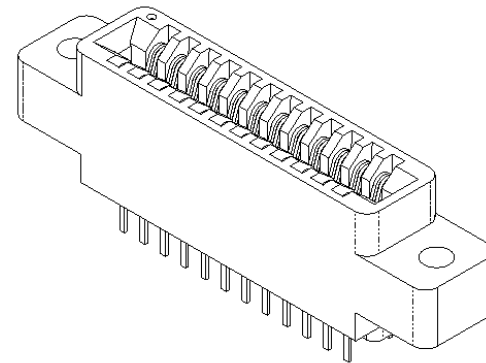
CUSTOMER COPY



RoHS COMPLIANT

UNLESS OTHERWISE SPECIFIED: DIMENSIONS ARE IN INCHES (MM)		DRAWN	DATE	NAME	
TOLERANCES: ANGULAR: ± 1° DECIMALS .XX = ± .02 [5] .XXX = ± .005 [13] .XXXX = ± .0005 [1013]		JH	11/27/12	JH	
<small>THE INFORMATION HEREIN CONTAINS PROPRIETARY INFORMATION OF SULLINS ELECTRONICS AND IS NOT TO BE REPRODUCED, USED OR DISCLOSED TO OTHERS FOR ANY PURPOSE EXCEPT AS SPECIFICALLY AUTHORIZED IN WRITING BY AN OFFICER OF SULLINS ELECTRONICS.</small>					TITLE EDGECARD CONNECTOR .100 CC HP
PART NUMBER --- C --- D(CW,CT) --- (S38,S81,S328)					SCALE 2:1
SIZE	CAGE CODE	DWG. NO.	REV		
C	54453	C11424	E		
SCALE: 2:1				SHEET 2 OF 3	

PART NUMBER	NO. OF POS.	A±.008[0.20]		B±.008[0.20]		C±.015[0.38]		D±.010[0.25]		E±.020[0.51]		F±.015[0.38]	
		INCH	MM	INCH	MM	INCH	MM	INCH	MM	INCH	MM	INCH	MM
C05D -S	5	0.400	10.16	0.600	15.24	0.760	19.30	1.075	27.31	1.335	33.91	0.650	16.51
C06D -S	6	0.500	12.70	0.700	17.78	0.860	21.84	1.175	29.85	1.435	36.45	0.750	19.05
C07D -S	7	0.600	15.24	0.800	20.32	0.960	24.38	1.275	32.39	1.535	38.99	0.850	21.59
C08D -S	8	0.700	17.78	0.900	22.86	1.060	26.92	1.375	34.93	1.635	41.53	0.950	24.13
C10D -S	10	0.900	22.86	1.100	27.94	1.260	32.00	1.575	40.01	1.835	46.61	1.150	29.21
C12D -S	12	1.100	27.94	1.300	33.02	1.460	37.08	1.775	45.09	2.035	51.69	1.350	34.29
C13D -S	13	1.200	30.48	1.400	35.56	1.560	39.62	1.875	47.63	2.135	54.23	1.450	36.83
C15D -S	15	1.400	35.56	1.600	40.64	1.760	44.70	2.075	52.71	2.335	59.31	1.650	41.91
C17D -S	17	1.600	40.64	1.800	45.72	1.960	49.78	2.275	57.79	2.535	64.39	1.850	46.99
C18D -S	18	1.700	43.18	1.900	48.26	2.060	52.32	2.375	60.33	2.635	66.93	1.950	49.53
C20D -S	20	1.900	48.26	2.100	53.34	2.260	57.40	2.575	65.41	2.835	72.01	2.150	54.61
C22D -S	22	2.100	53.34	2.300	58.42	2.460	62.48	2.775	70.49	3.035	77.09	2.350	59.69
C24D -S	24	2.300	58.42	2.500	63.50	2.660	67.56	2.975	75.57	3.235	82.17	2.550	64.77
C25D -S	25	2.400	60.96	2.600	66.04	2.760	70.10	3.075	78.11	3.335	84.71	2.650	67.31
C28D -S	28	2.700	68.58	2.900	73.66	3.060	77.72	3.375	85.73	3.635	92.33	2.950	74.93
C30D -S	30	2.900	73.66	3.100	78.74	3.260	82.80	3.575	90.81	3.835	97.41	3.150	80.01
C31D -S	31	3.000	76.20	3.200	81.28	3.360	85.34	3.675	93.35	3.935	99.95	3.250	82.55
C35D -S	35	3.400	86.36	3.600	91.44	3.760	95.50	4.075	103.51	4.335	110.11	3.650	92.71
C36D -S	36	3.500	88.90	3.700	93.98	3.860	98.04	4.175	106.05	4.435	112.65	3.750	95.25
C40D -S	40	3.900	99.06	4.100	104.14	4.260	108.20	4.575	116.21	4.835	122.81	4.150	105.41
C43D -S	43	4.200	106.68	4.400	111.76	4.560	115.82	4.875	123.83	5.135	130.43	4.450	113.03
C44D -S	44	4.300	109.22	4.500	114.30	4.660	118.36	4.975	126.37	5.235	132.97	4.550	115.57
C49D -S	49	4.800	121.92	5.000	127.00	5.160	131.06	5.475	139.07	5.735	145.67	5.050	128.27
C50D -S	50	4.900	124.46	5.100	129.54	5.260	133.60	5.575	141.61	5.835	148.21	5.150	130.81
C55D -S	55	5.400	137.16	5.600	142.24	5.760	146.30	6.075	154.31	6.335	160.91	5.650	143.51
C60D -S	60	5.900	149.86	6.100	154.94	6.260	159.00	6.575	167.01	6.835	173.61	6.150	156.21
C61D -S	61	6.000	152.40	6.200	157.48	6.360	161.54	6.675	169.55	6.935	176.15	6.250	158.75
C65D -S	65	6.400	162.56	6.600	167.64	6.760	171.70	7.075	179.71	7.335	186.31	6.650	168.91
C70D -S	70	6.900	175.26	7.100	180.34	7.260	184.40	7.575	192.41	7.835	199.01	7.150	181.61
C80D -S	80	7.900	200.66	8.100	205.74	8.260	209.80	8.575	217.81	8.835	224.41	8.150	207.01
C90D -S	90	8.900	226.06	9.100	231.14	9.260	235.20	9.575	243.21	9.835	249.81	9.150	232.41
C100D -S	100	9.900	251.46	10.100	256.54	10.260	260.60	10.575	268.61	10.835	275.21	10.150	257.81



PART NUMBER CODING

--- C --- D --- S ---

MATERIAL (INSULATOR/CONTACT)

- E = BLUE PBT/PHOSPHOR BRONZE**
OPERATING TEMP: -65°C TO +125°C
PROCESSING TEMP: WAVE/MANUAL SOLDERING ONLY
- R = GREEN PPS/PHOSPHOR BRONZE**
OPERATING TEMP: -65°C TO +125°C
PROCESSING TEMP: 260°C MAX FOR 20 SECONDS
- G = BLACK PA9T/PHOSPHOR BRONZE**
OPERATING TEMP: -65°C TO +125°C
PROCESSING TEMP: 260°C MAX FOR 20 SECONDS
- Q = TAN PEEK/PHOSPHOR BRONZE**
OPERATING TEMP: -65°C TO +125°C
PROCESSING TEMP: 260°C MAX FOR 20 SECONDS
- A = GREEN PPS/BERYLLIUM COPPER (CONSULT FACTORY)**
OPERATING TEMP: -65°C TO +150°C
PROCESSING TEMP: 260°C MAX FOR 20 SECONDS
(CONSULT FACTORY FOR OTHER MATERIALS)

PLATING

- ALL PLATINGS HAVE .000050" NICKEL UNDERPLATE**
- | | |
|--------------------|--------------------------|
| CONTACT SURFACE | TERMINATION |
| B = .000010" GOLD | .000100" PURE TIN, MATTE |
| C = .000030" GOLD | .000100" PURE TIN, MATTE |
| *N = .000050" GOLD | .000100" PURE TIN, MATTE |
- *AVAILABLE WITH 'A' MATERIAL CODE ONLY

MODIFICATION CODE

- OMIT FOR STANDARD, EX: 'EBC22DCWH'
- S38 = BLACK PBT (MATERIAL CODE 'E' ONLY)
 - S81 = GREEN PBT (MATERIAL CODE 'E' ONLY)
 - S328 = BROWN PPS (MATERIAL CODE 'A' AND 'R' ONLY)

MOUNTING STYLE

- H = .125 DIA. CLEARANCE HOLES
- I = #4-40 THREADED INSERT
- S = .125 DIA. SIDE MOUNTING
- N = NO MOUNTING EARS
- D = .250" EARS, FLUSH MOUNTING
- T = .250" EARS, FLUSH MOUNTING WITH THREADED INSERT
- V = .250" EARS, FLUSH MOUNTING WITH THREADED INSERT IN SIDE HOLES
- W = .430" EARS, FLUSH MOUNTING
- X = .430" EARS, FLUSH MOUNTING WITH THREADED INSERT
- B = OPEN CARD SLOT

TERMINATION TYPE (LENGTH)

- CW = .125" (SEE SECTION A-A FOR DETAILS)
- CT = .170" (SEE SECTION A-A FOR DETAILS)

NUMBER OF POSITIONS
(CONTACTS PER ROW)



RoHS COMPLIANT

CUSTOMER COPY

UNLESS OTHERWISE SPECIFIED, DIMENSIONS ARE IN INCHES (MM)	DRAWN	DATE	NAME	
		11/27/12	JH	
TOLERANCES:				<small>THE INFORMATION HEREIN CONTAINS PROPRIETARY INFORMATION OF SULLINS ELECTRONICS AND IS NOT TO BE REPRODUCED, USED OR DISCLOSED TO OTHERS FOR ANY PURPOSE EXCEPT AS SPECIFICALLY AUTHORIZED IN WRITING BY AN OFFICER OF SULLINS ELECTRONICS.</small>
ANGULAR: ± 1°				
DECIMALS				
.XX = ± .02 [5] .XXX = ± .005 [13] .XXXX = ± .0005 [013]				
TITLE				
EDGECARD CONNECTOR .100 CC HP				
PART NUMBER				SCALE: 3:1
C D(CW,CT) -(S38,S81,S328)				
SIZE	CAGE CODE	DWG. NO.	REV	
C	54453	C11424	E	
SHEET 3 OF 3				