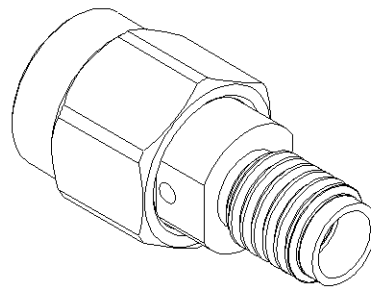
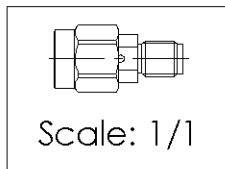
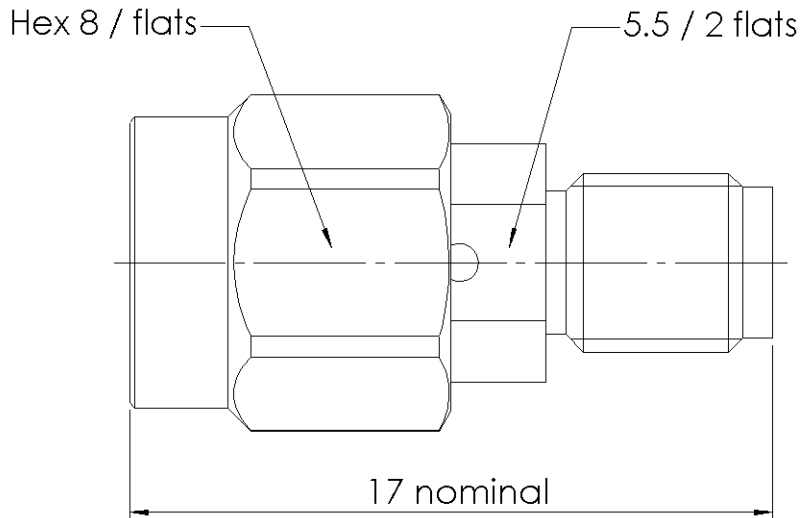


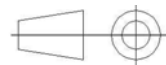
SMA MALE - SSMA FEMALE STRAIGHT ADAPTER

R191.347.000

Série : ADAPT



All dimensions are in mm.



COMPONENTS	MATERIALS	PLATINGS (µm)
BODY	BERYLLIUM COPPER	GOLD 0.5 OVER NICKEL 2
CENTER CONTACT	BERYLLIUM COPPER	GOLD 0.5 OVER NICKEL 2
OUTER CONTACT	-	-
INSULATOR	PTFE	-
GASKET	SILICONE RUBBER	-
OTHERS PARTS	BERYLLIUM COPPER	GOLD 0.5 OVER NICKEL 2
-	-	-
-	-	-

Issue : 0639 A

In the effort to improve our products, we reserve the rights to make changes judged to be necessary.



SMA MALE - SSMA FEMALE STRAIGHT ADAPTER

R191.347.000

Série : ADAPT

PACKAGING

Standard	Unit	Other
1	-	Contact us

SPECIFICATION

ELECTRICAL CHARACTERISTICS

Impedance	50	Ω
Frequency	0-18	GHz
VSWR	1.06 + 0.0150	x F(GHz) Maxi
Insertion loss	0.05	\sqrt{F} (GHz) dB Maxi
RF leakage	- (57)	- F(GHz) dB Maxi
Voltage rating	250	Veff Maxi
Dielectric withstanding voltage	750	Veff mini
Insulation resistance	5000	M Ω mini

ENVIRONMENTAL

Operating	-65/+105	$^{\circ}$ C
Hermetic seal	NA	Atm.cm3/s
Panel leakage	NA	

MECHANICAL CHARACTERISTICS

Center contact retention		
Axial force – Mating end	22	N mini
Axial force – Opposite end	22	N mini
Torque	NA	N.cm mini
Recommended torque		
Mating	SMA	100 N.cm
	SSMA	0 N.cm
	-	0 N.cm
Panel nut	NA	N.cm
Mating life	500	Cycles mini
Weight	3.1000	g

OTHERS CHARACTERISTICS

Issue : 0639 A

In the effort to improve our products, we reserve the rights to make changes judged to be necessary.



RADIALL®