

CFR. Hinge with adjusting inserts

SUPER-technopolymer



MATERIAL

Glass-fibre reinforced polyamide (PA) SUPER-technopolymer, black colour, matte finish.

ADJUSTING INSERTS

Technopolymer, black colour.

ROTATING PIN

AISI 303 stainless steel.

STANDARD EXECUTION

Pass-through holes for M6 countersunk-head screws.

FEATURES AND APPLICATIONS

The adjusting inserts (ELESA patent) are designed to compensate limited misalignments of doors. Vertical and horizontal adjustments are both possible by simply setting the orientation of the inserts, thus obtaining the perfect alignment between the door and the frame.

The knurling on the hinge body and on the rear of the inserts keep the precise position during the assembly of the hinge.

This hinge can be used to compensate vertical, horizontal or both misalignments.

ROTATION ANGLE (APPROXIMATE VALUE)

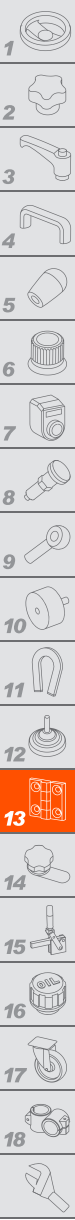
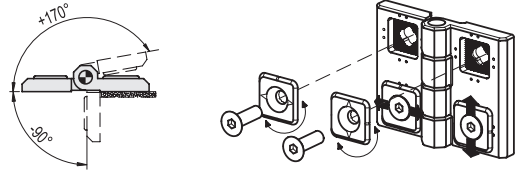
Max 270° (-90° and +180° being 0° the condition where the two interconnected surfaces are on the same plane).

Do not exceed the rotation angle limit so as not to prejudice the hinge mechanical performance.

To choose the convenient type and the right number of hinges for your application, see the Guidelines (see page 1448).

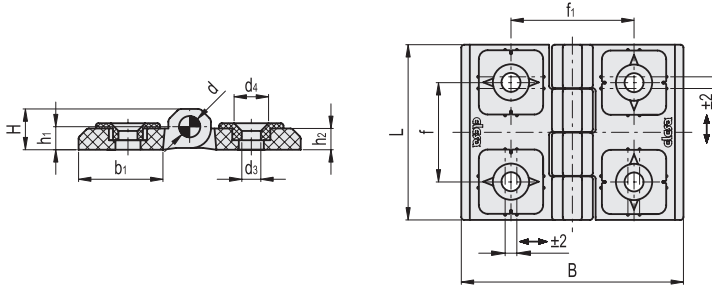


FM design



Resistance tests		
AXIAL STRESS	RADIAL STRESS	90° ANGLED STRESS
Max limit static load Sa [N]	Max limit static load Sr [N]	Max limit static load S90 [N]
1800	2700	2130

The max static load is the value above which the material may break thus prejudicing the hinge functionality. Obviously, a suitable factor, according to the importance and the safety level of the specific application must be applied to this value.



Conversion Table	
1 mm = 0.039 inch	
mm	inch
60	2.36

METRIC

Code	Description	L	B	f	fi	H	h1	h2	b1	d	d3	d4	C# [Nm]	⚖
426431	CFR.60 SH-6	60	75	34	42	16	9.5	8	29.5	8	6.5	12.5	5	72

Suggested tightening torque for assembly screws.