DO NOT SCALE	METRIC	THIRD ANGLE PROJECTION
DIMENSIONS IN mm		

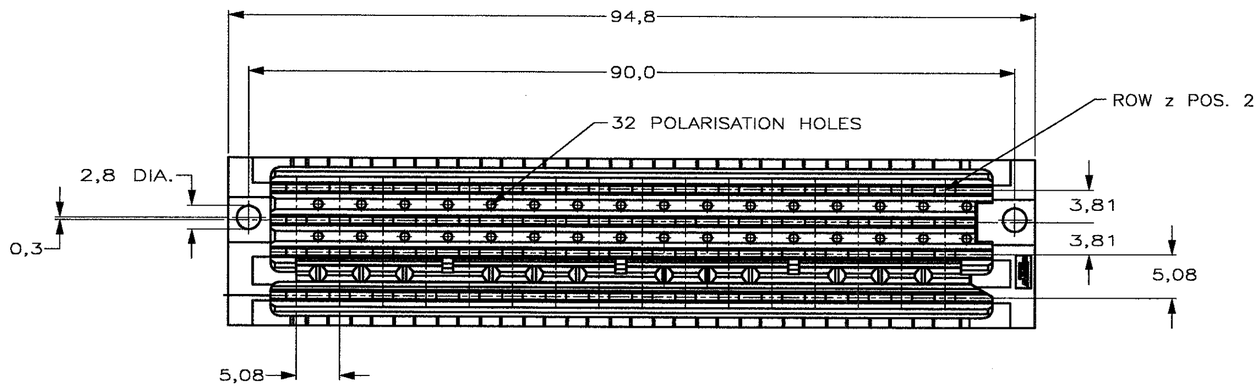

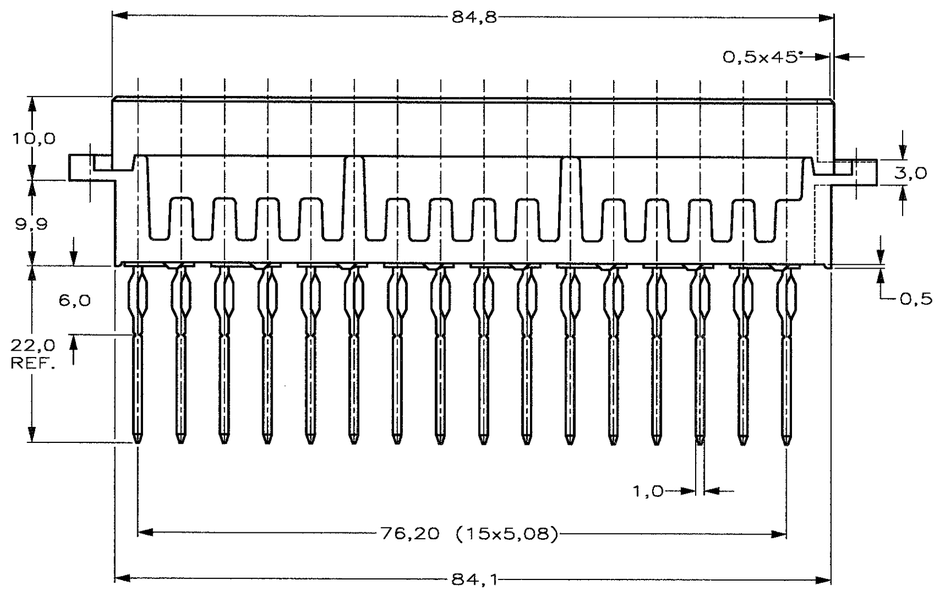

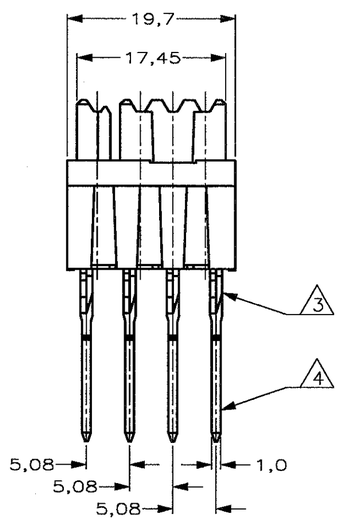

NOTES:

1. MATERIAL:
   - HOUSING: G.F. THERMOPL. POLYESTER 94-V0. COLOUR: GREY
   - CONTACTS: PHOSHORBRONZE
2. PLATING CONTACT:
   - 2- -1: 1,25 µm Au OVER 1,25 µm Ni AT CONTACTS SIDE, Sn OVER 1,25 µm Ni AT BOARD SIDE.
   - 2- -4: 0,8 µm Au OVER 1,25 µm Ni AT CONTACTS SIDE, Sn OVER 1,25 µm Ni AT BOARD SIDE.
   - 2- -8: 0,4 µm Au OVER 1,25 µm Ni AT CONTACTS SIDE, Sn OVER 1,25 µm Ni AT BOARD SIDE.
3. FOR P.C.B.-THICKNESS 2,4-3,2.

P.C.B. HOLE DIM. ACTION PIN		
DRILLED HOLE	:1,75 ±0,025	mm
FIN. HOLE	:1,54 to 1,69	mm
AFTER REFLOW	:1,51 to 1,69	mm
Cu-thks	:0,025 to 0,075	mm
SnPb-thks	:0,004 to 0,010	mm

4. EXTENDED ENDS OF POSTS ALREADY BROKEN OFF.

POS	ROW z	ROW b	ROW d	ROW f
32	X	X	X	X
30	X	X	X	X
28	X	X	X	X
26	X	X	X	X
24	X	X	X	X
22	X	X	X	X
20	X	X	X	X
18	X	X	X	X
16	X	X	X	X
14	X	X	X	X
12	X	X	X	X
10	X	X	X	X
8	X	X	X	X
6	X	X	X	X
4	X	X	X	X
2	X	X	X	X

AN ASTERISK ,,X'' DENOTES A CONTACT.

					SEE NOTE 2	SEE NOTE 1	–
							2-216263-8
							2-216263-4
							2-216263-1
					FINISH	MATERIAL	PARTNUMBER
–	–	–	–	–	CUSTOMER DRAWING		FOR REFERENCE ONLY WILL NOT BE UPDATED
–	–	–	–	–			
–	–	–	–	–			
–	–	–	–	–			
B	REVISED PER ECO-20-012547	R.Z	H.L	04NOV2020			
A	EH-1004-98	T.K.	A.M.	12.02.99			
0	H-10015	R.D.	JvG	21-08-92			
LTR.	REVISION RECORD	DR.	CHK.	DATE			

© COPYRIGHT 19 - BY AMP HOLLAND B.V.
ALL INTERNATIONAL RIGHTS RESERVED. AMP PRODUCTS MAY BE COVERED BY U.S. AND FOREIGN AND/OR PATENTS PENDING.
THIS DRAWING IS UNPUBLISHED
~~RELEASED FOR PUBLICATION~~ ,19

AMP HOLLAND B.V.
's-Hertogenbosch,
The Netherlands.

NAME
4x16 POS. FEMALE CONNECTOR TYPE G, WITH B.T.B. ACTION-PIN PER DIN. 41612.

DR.: R.DAAMEN	CHK.: J.V.GRUNSVEN	APP.: L.V.SOEST.	DWG.No. C-216263	REV.LTR. B	SHEET 1 OF 1	A2
DATE: 21-07-92	DATE: –	DATE: –				