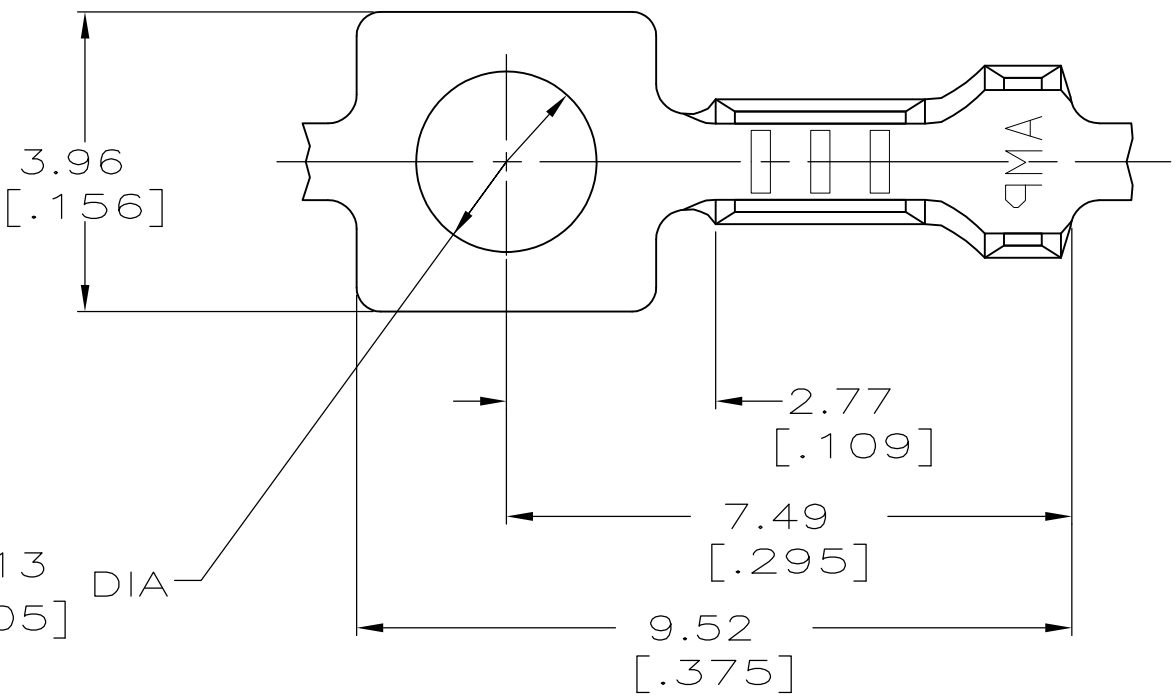


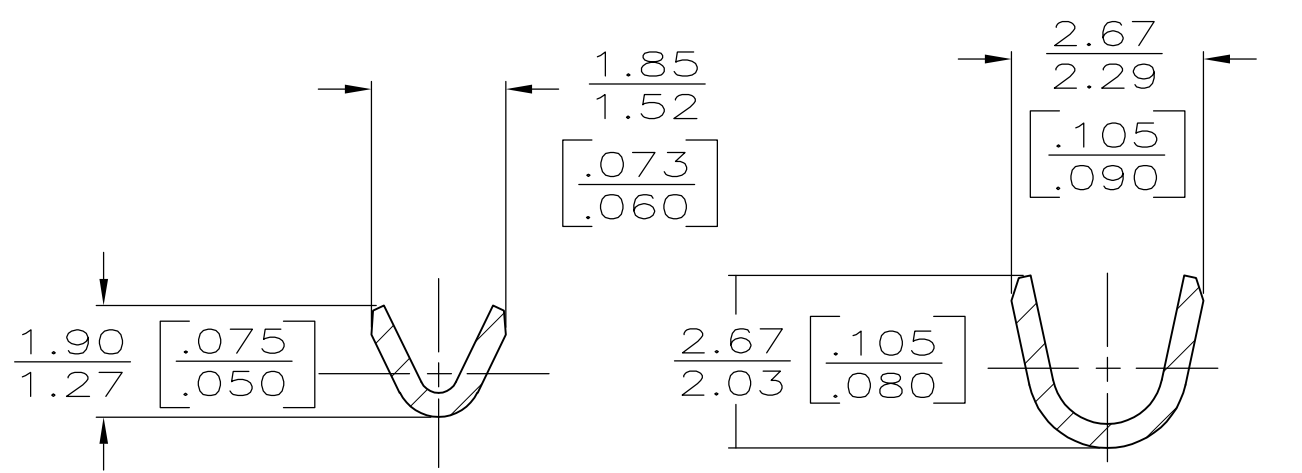
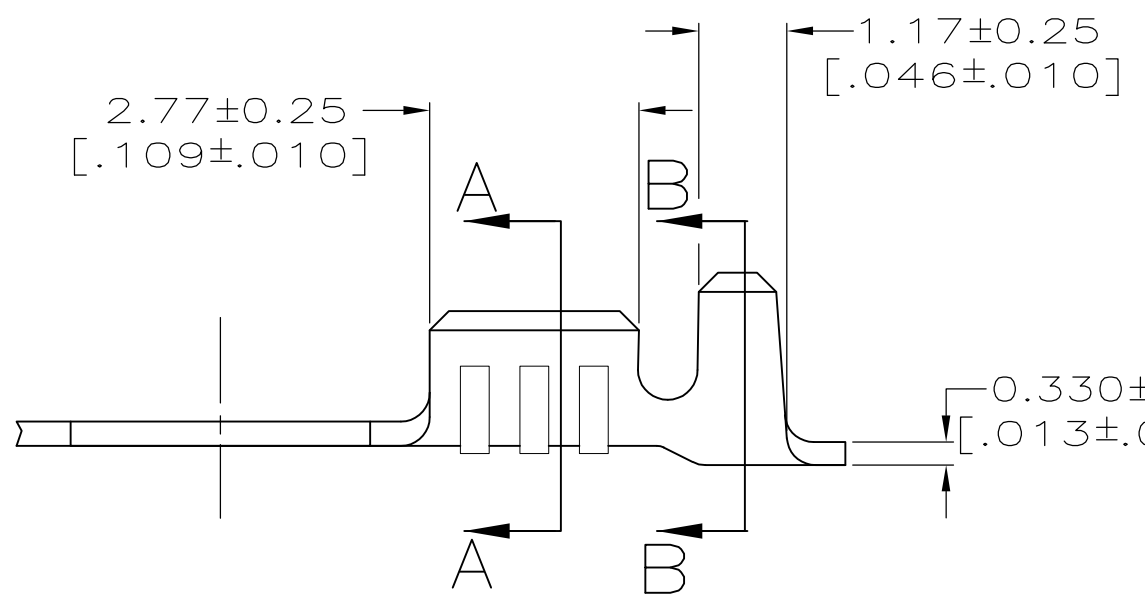
THIS DRAWING IS UNPUBLISHED. RELEASED FOR PUBLICATION
 © COPYRIGHT BY TYCO ELECTRONICS CORPORATION. ALL RIGHTS RESERVED.

LOC	DIST	REVISIONS					
AF	50	P	LTR	DESCRIPTION	DATE	DWN	APVD
			F4	REVISED PER ECR-07-029509	10DEC07	HMR	DD



- 1 CONTINUOUS STRIP ON REELS.
- △ 2 .000100-.000200 GOLD PLATING OVER .000200 MIN NICKEL UNDERPLATE.

2.39±0.13
[.094±.005] DIA



SECTION A-A
SCALE 10:1

SECTION B-B
SCALE 10:1

METRIC

0	2.29 [.090]	3.94 [.155]	F	1.40 [.055]	0.79 [.03]	0.2mm ² [24]
					0.76 [.030]	0.14mm ² [26]
TYPE	WIDTH	STRIP LENGTH ±0.38 [±.015]	TYPE	WIDTH	±0.051 [±.002] HEIGHT	WIRE
INSUL BARREL CRIMP			WIRE BARREL CRIMP			

△ 2	0.89-1.65 [.035-.065]	0.14mm ² -0.2mm ² [26-24] AWG	61653-2
-	0.89-1.65 [.035-.065]	0.14mm ² -0.2mm ² [26-24] AWG	61653-1
FINISH	INSULATION RANGE	WIRE SIZE	PART NO
THIS DRAWING IS A CONTROLLED DOCUMENT.			
DIMENSIONS: INCHES		TOLERANCES UNLESS OTHERWISE SPECIFIED:	
		0 PLC ± - 1 PLC ± - 2 PLC ± - 3 PLC ± 0.38 [.015] 4 PLC ± - ANGLES ± -	
MATERIAL: #1 HARD BRASS		FINISH: SEE TABLE	
DWN: RAGHAVENDRA 19APR07		CHK: D F DECKER 19APR07	
APVD: D F DECKER 19APR07		NAME: D F DECKER	
PRODUCT SPEC: -		APPLICATION SPEC: -	
WEIGHT: -		SIZE: A3	
CUSTOMER DRAWING		CAGE CODE: 00779	
SCALE: 10:1		DRAWING NO: C-61653	
SHEET: 1 OF 1		RESTRICTED TO: -	
REV: F4		Tyco Electronics Corporation Harrisburg, PA 17105-3608	