



Output coupler Optocoupler 1 NO triac, Input 24 V DC Output 20-264 V AC, 2 A Width 6.2 mm Spring-type terminal (push-in) Thermal current 2A

product brand name	SIRIUS
product category	SIRIUS 3RQ3 coupling relays in slim design
product designation	Coupling relays with semiconductor output (not plug-in)
design of the product	Output coupling link
product type designation	3RQ3
General technical data	
display version LED	Yes
product component	No
• relay output	Yes
• semi-conductor output	
consumed active power	0.25 W
insulation voltage for overvoltage category III according to IEC 60664 with degree of pollution 3 rated value	300 V
surge voltage resistance rated value	4 kV
protection class IP	IP20
shock resistance	
• acc. to IEC 60068-2-27	sinusoidal half-wave 15g / 11 ms
vibration resistance	
• acc. to IEC 60068-2-6	6 ... 150 Hz: 2 g
switching frequency	10 Hz
thermal current	2 A
reference code acc. to IEC 81346-2	K
Control circuit/ Control	
control supply voltage at DC	
• rated value	11 ... 30 V
operating range factor control supply voltage rated value at DC	
• initial value	1
• full-scale value	1
switch ON delay time	
• at DC maximum	10 ms
OFF delay time	9 ms
product component plug-in socket	No
Auxiliary circuit	
type of switching contact	NO contact
number of NO contacts for auxiliary contacts	1
Main circuit	
type of voltage	DC

Inputs/ Outputs	
property of the output short-circuit proof	No
Outputs	
capacity of the semiconductor output at AC	5 mA ... 2 A
Electromagnetic compatibility	
EMC emitted interference acc. to IEC 60947-1	ambience A (industrial sector)
EMC immunity acc. to IEC 60947-1	corresponds to degree of severity 3
conducted interference	
<ul style="list-style-type: none"> • due to burst acc. to IEC 61000-4-4 • due to conductor-earth surge acc. to IEC 61000-4-5 • due to conductor-conductor surge acc. to IEC 61000-4-5 	2 kV 2 kV 1 kV
field-based interference acc. to IEC 61000-4-3	10 V/m
electrostatic discharge acc. to IEC 61000-4-2	6 kV contact discharge / 8 kV air discharge
Display	
display version as status display by LED	LED green
Connections/ Terminals	
product function removable terminal	No
type of electrical connection for auxiliary and control circuit	spring-loaded terminals (push-in)
wire length	
<ul style="list-style-type: none"> • at DC maximum 	1 000 m
type of connectable conductor cross-sections	
<ul style="list-style-type: none"> • solid • finely stranded with core end processing • finely stranded without core end processing • at AWG cables solid • at AWG cables stranded 	1x (0.25 ... 2.5 mm ²) 1x (0.25 ... 1.5 mm ²) 1x (0.25 ... 2.5 mm ²) 1 x (20 ... 14) 1x (20 ... 14)
<ul style="list-style-type: none"> • connectable conductor cross-section solid • connectable conductor cross-section finely stranded with core end processing • connectable conductor cross-section finely stranded without core end processing 	0.25 ... 2.5 mm ² 0.25 ... 1.5 mm ² 0.25 ... 2.5 mm ²
<ul style="list-style-type: none"> • AWG number as coded connectable conductor cross section solid • AWG number as coded connectable conductor cross section stranded 	20 ... 14 20 ... 14
Installation/ mounting/ dimensions	
mounting position	any
fastening method	snap-on mounting
height	93 mm
width	6.2 mm
depth	72.5 mm
required spacing	
<ul style="list-style-type: none"> • with side-by-side mounting <ul style="list-style-type: none"> — forwards — backwards — upwards — downwards — at the side • for grounded parts <ul style="list-style-type: none"> — forwards — backwards — upwards — at the side — downwards • for live parts <ul style="list-style-type: none"> — forwards — backwards 	0 mm 0 mm 0 mm 0 mm 0 mm 0 mm 0 mm 0 mm 0 mm 0 mm 0 mm 0 mm

— upwards	0 mm
— downwards	0 mm
— at the side	0 mm

Ambient conditions

installation altitude at height above sea level maximum	2 000 m
<ul style="list-style-type: none"> • ambient temperature during operation • ambient temperature during storage • ambient temperature during transport 	-25 ... +60 °C -40 ... +85 °C -40 ... +85 °C
relative humidity during operation	10 ... 95 %

Certificates/ approvals

General Product Approval	EMC
--------------------------	-----



Declaration of Conformity	Marine / Shipping	other
---------------------------	-------------------	-------



[Miscellaneous](#)



[Confirmation](#)

Further information

Information- and Downloadcenter (Catalogs, Brochures,...)

<https://www.siemens.com/ic10>

Industry Mall (Online ordering system)

<https://mall.industry.siemens.com/mall/en/en/Catalog/product?mlfb=3RQ3052-2SM50>

Cax online generator

<http://support.automation.siemens.com/WW/CAXorder/default.aspx?lang=en&mlfb=3RQ3052-2SM50>

Service&Support (Manuals, Certificates, Characteristics, FAQs,...)


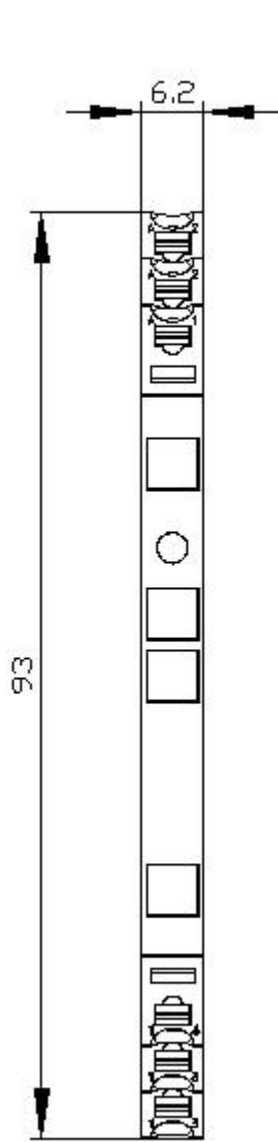
<https://support.industry.siemens.com/cs/ww/en/ps/3RQ3052-2SM50>

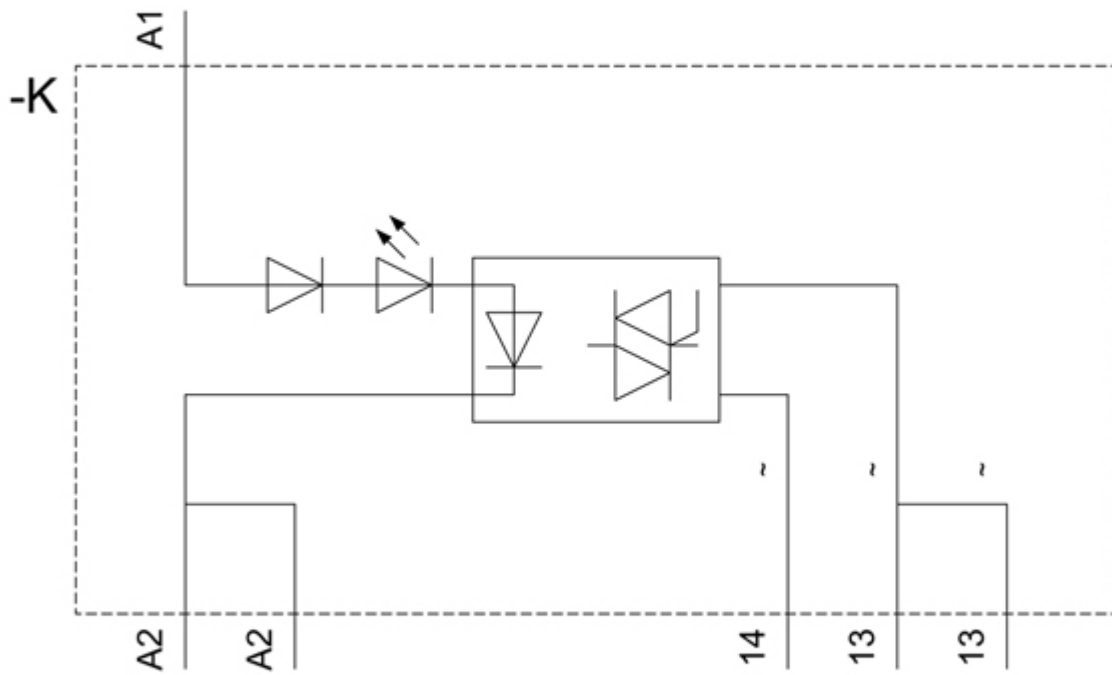
Image database (product images, 2D dimension drawings, 3D models, device circuit diagrams, EPLAN macros, ...)

http://www.automation.siemens.com/bilddb/cax_de.aspx?mlfb=3RQ3052-2SM50&lang=en

Characteristic: Derating

<https://support.industry.siemens.com/cs/ww/en/ps/3RQ3052-2SM50/manual>





last modified:

8/11/2020 