

Two-hand operation console for command devices, 22 mm, round, Enclosure material metal, enclosure top part gray, 3 control points metal, 4 additional drilled holes for 22 mm command devices 2 mushroom pushbuttons black 40 mm, 2x1NO+1NC, screw terminal, 1 EMERGENCY STOP red, 40 mm, 2 NC, screw terminal, Front mounting, with cable cut-outs for metric screw connections



product brand name	SIRIUS ACT
product designation	Two-hand operation console
product type designation	3SU1
manufacturer's article number	
<ul style="list-style-type: none"> of supplied contact module 	R2 = 3SU1400-1AA10-1BA0 / L2 = 3SU1400-1AA10-1BA0 / M1 = 3SU1400-1AA10-1CA0 / R1 = 3SU1400-1AA10-1CA0 / L1 = 3SU1400-1AA10-1CA0 / M2 = 3SU1400-1AA10-1CA0
<ul style="list-style-type: none"> of supplied contact module at the command point A 1 	3SU1400-1AA10-1CA0
<ul style="list-style-type: none"> of supplied contact module at the command point A 3 	3SU1400-1AA10-1BA0
<ul style="list-style-type: none"> of supplied contact module at the command point B 1 	3SU1400-1AA10-1CA0
<ul style="list-style-type: none"> of supplied contact module at the command point B 3 	3SU1400-1AA10-1CA0
<ul style="list-style-type: none"> of supplied contact module at the command point C 1 	3SU1400-1AA10-1CA0
<ul style="list-style-type: none"> of supplied contact module at the command point C 3 	3SU1400-1AA10-1BA0
<ul style="list-style-type: none"> of the supplied holder at the command point A 	3SU1550-0AA10-0AA0
<ul style="list-style-type: none"> of the supplied holder at the command point B 	3SU1550-0AA10-0AA0
<ul style="list-style-type: none"> of the supplied holder at the command point C 	3SU1550-0AA10-0AA0
<ul style="list-style-type: none"> of the supplied actuator at the command point A 	3SU1050-1BD10-0AA0
<ul style="list-style-type: none"> of the supplied actuator at the command point B 	3SU1050-1HB20-0AA0
<ul style="list-style-type: none"> of the supplied actuator at the command point C 	3SU1050-1BD10-0AA0
<ul style="list-style-type: none"> of supplied empty enclosure 	3SU1853-3AA00-0AA1
<ul style="list-style-type: none"> of supplied accessory 	3SU1950-0FA80-0AA0
<ul style="list-style-type: none"> of the supplied accessories at the command point B 	3SU1900-0BB31-0AT0
Enclosure	
design of the housing	Two-hand operating console with standard components
material of the enclosure	metal
number of command points	3
color of the enclosure top part	grey
delivery state	
<ul style="list-style-type: none"> as a kit 	No
<ul style="list-style-type: none"> pre-wired on strip terminal 	No
fastening method of the enclosure	Horizontal
Actuator	
design of the actuating element	A = mushroom pushbutton / B = EMERGENCY STOP mushroom pushbutton / C = mushroom pushbutton
principle of operation of the actuating element	A = momentary contact / B = latching / C = momentary contact
product feature	

<ul style="list-style-type: none"> lockout staggered switching 	No
color of the actuating element	A = black / B = red / C = black
material of the actuating element	metal
shape of the actuating element	round
number of contact modules	6
type of unlocking device	A = none / B = rotate to unlock / C = none
Front ring	
product component front ring	Yes
material of the front ring	metal
color of the front ring	silver
Holder	
material of the holder	Metal
General technical data	
product function	
<ul style="list-style-type: none"> positive opening EMERGENCY OFF function EMERGENCY STOP function 	 Yes Yes Yes
product component stand/pedestal	No
protection class IP	IP66
degree of protection NEMA rating	1, 2, 3, 3R, 4, 4X, 12, 13
shock resistance according to IEC 60068-2-27	sinusoidal half-wave 15g / 11 ms
vibration resistance according to IEC 60068-2-6	10 ... 500 Hz: 5g
reference code according to IEC 81346-2	S
continuous current of the C characteristic MCB	10 A; for a short-circuit current smaller than 400 A
continuous current of the quick DIAZED fuse link	10 A
continuous current of the DIAZED fuse link gG	10 A
Substance Prohibitance (Date)	10/01/2014
Auxiliary circuit	
design of the contact of auxiliary contacts	Silver alloy
number of NC contacts for auxiliary contacts	4
number of NO contacts for auxiliary contacts	2
Connections/ Terminals	
type of electrical connection on enclosure	Cable routing at the rear 2 x M25
Safety related data	
B10 value with high demand rate according to SN 31920	100 000
proportion of dangerous failures	
<ul style="list-style-type: none"> with low demand rate according to SN 31920 with high demand rate according to SN 31920 	 20 % 20 %
failure rate [FIT] with low demand rate according to SN 31920	100 FIT
Ambient conditions	
ambient temperature	
<ul style="list-style-type: none"> during operation during storage 	 -25 ... +70 °C -40 ... +80 °C
environmental category during operation according to IEC 60721	3M6, 3S2, 3B2, 3C3, 3K6 (with relative air humidity of 10 ... 95%, no condensation in operation permitted for all devices behind front panel)
Installation/ mounting/ dimensions	
fastening method of modules and accessories	Front plate mounting
height	185.6 mm
width	492.4 mm
depth	159.5 mm
Accessories	
number of backing plates	1
marking of backing plate	EMERGENCY-STOP
color of backing plate	Yellow
Certificates/ approvals	
General Product Approval	Declaration of Conformity

[Confirmation](#)



Declaration of Conformity	Test Certificates	Marine / Shipping
---------------------------	-------------------	-------------------



[Special Test Certificate](#)

[Type Test Certificates/Test Report](#)



Marine / Shipping	other
-------------------	-------



[Confirmation](#)

[Environmental Confirmations](#)

Further information

Information- and Downloadcenter (Catalogs, Brochures,...)

<https://www.siemens.com/ic10>

Industry Mall (Online ordering system)

<https://mall.industry.siemens.com/mall/en/en/Catalog/product?mlfb=3SU1853-3NB00-1AD1>

Cax online generator

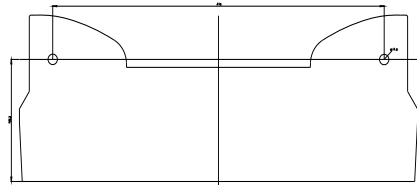
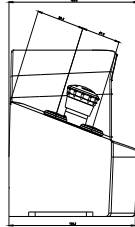
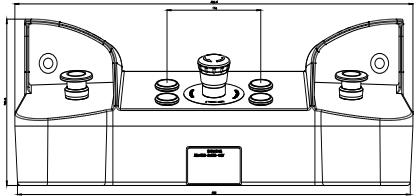
<http://support.automation.siemens.com/WW/CAXorder/default.aspx?lang=en&mlfb=3SU1853-3NB00-1AD1>

Service&Support (Manuals, Certificates, Characteristics, FAQs,...)

<https://support.industry.siemens.com/cs/ww/en/ps/3SU1853-3NB00-1AD1>

Image database (product images, 2D dimension drawings, 3D models, device circuit diagrams, EPLAN macros, ...)

http://www.automation.siemens.com/bilddb/cax_de.aspx?mlfb=3SU1853-3NB00-1AD1&lang=en



last modified:

1/26/2022 