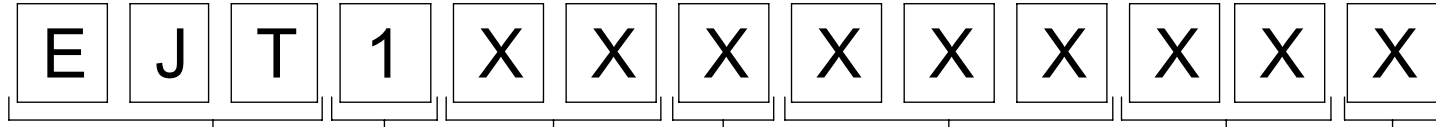


# PART No MATRIX



JUNIOR CONNECTORS

CONNECTOR TYPE :  
1 - STRAIGHT, 2 WIRES, SINGLE ENDED

CABLE TYPE

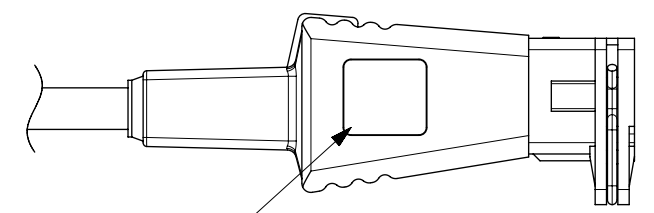
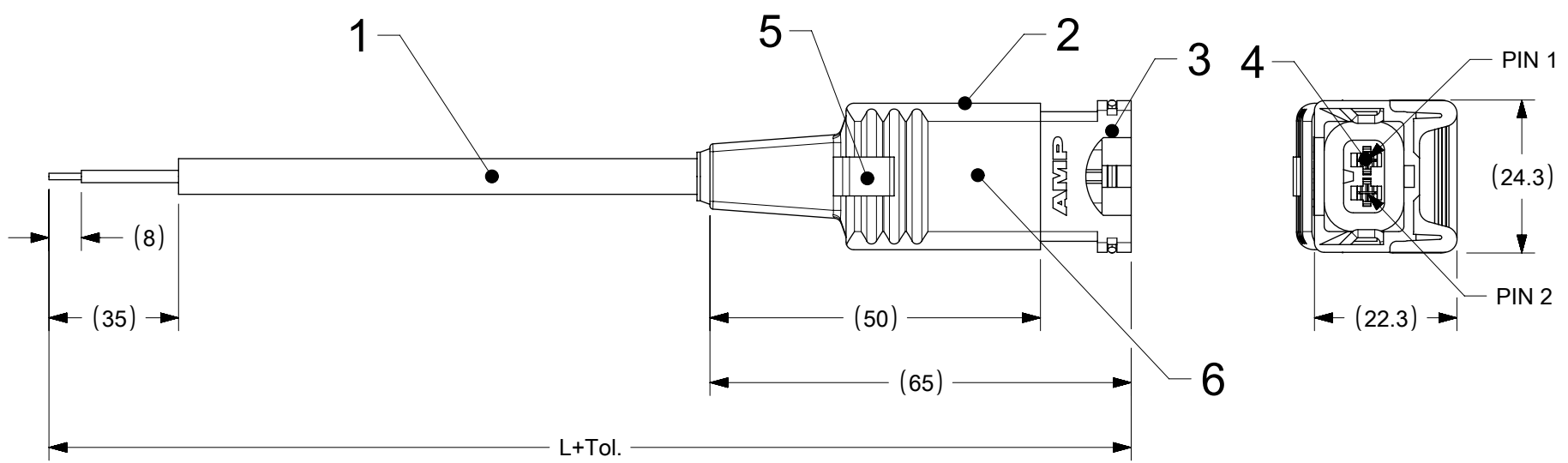
CABLE LENGTH [cm]  
050 = 50cm  
300 = 300cm  
10K = 1000cm

HEAD COLOR  
N- BLACK, A-CSA-UL BLACK

INTERNAL CIRCUIT:  
SEE WIRING CONFIGURATION

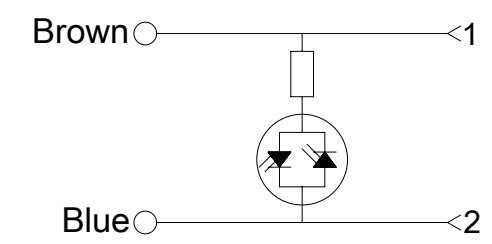
VOLTAGE AND LED COLOUR

RED LED	GREEN LED	YELLOW LED
1 = 12V	A = 12V	G = 12V
2 = 24V	B = 24V	H = 24V
3 = 48V	C = 48V	K = 48V
4 = 115V	D = 115V	L = 115V
5 = 230V	E = 230V	M = 230V

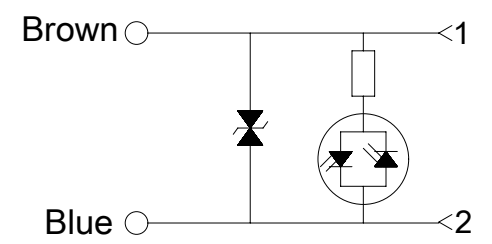


CIRCUIT WHITE PRINTOUT

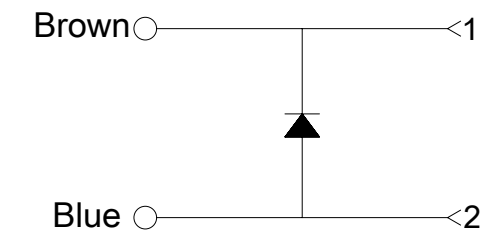
## ELECTRICAL DIAGRAM A1



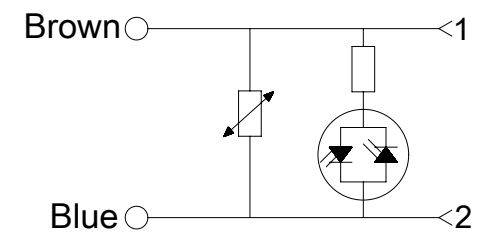
## ELECTRICAL DIAGRAM S0



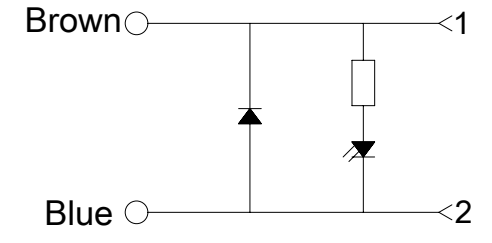
## ELECTRICAL DIAGRAM E0



## ELECTRICAL DIAGRAM C4



## ELECTRICAL DIAGRAM C3



## CIRCUIT CHARACTERISTIC

MOLEX P/N	ENG No.	CIRCUIT	RATED VOLTAGE	LED COLOR	VOLTAGE PEAK PROTECTION (Bidirectional)*		
					BREAKDOWN VOLTAGE (typ.) @ 25°C	MAXIMUM CLAMPING VOLTAGE	MAXIMUM PEAK PULSE CURRENT @ 25°C
1210560007	EJT1P3N300S0H	S0	24V AC/DC	YELLOW	75V	100V	4A
1210560023	EJT1P3N500S0H						
1210560045	EJT1P3N10KS0H						
1210560095	EJT1P3N150S0H						
1210560238	EJT1P3N15KS0H						

\* PROTECTION FROM VOLTAGE TRANSIENTS ACCORDING 10/1000µs WAVEFORM TEST (T<sub>a</sub> = 25°C)  
PARAMETERS ONLY VALID FOR LISTED PART NUMBERS(P/N)  
OTHER P/NS WITH SAME CIRCUIT AND VOLTAGE RATING COULD HAVE A DIFFERENT CHARACTERISTIC

## BILL OF MATERIALS

ITEM	QTY.	DESCRIPTION	MATERIAL	FINISH/COLOR
6	-	ELECTRONIC COMPONENTS		
5	1	LENS	-	TRANSPARENT
4	2	CONTACT	PH. BRONZE	
3	1	HOUSING JUNIOR	PA6.6 GVF 30	BLACK
2	-	MOULDING MATERIAL	PP	BLACK
1	-	CABLE	SEE SHEET 2	SEE SHEET 2
ITEM	QTY.	DESCRIPTION	MATERIAL	FINISH/COLOR

DOCUMENT STATUS | P1 | RELEASE DATE | 2020/01/13 15:09:39

SYMBOLS	THIS DRAWING CONTAINS INFORMATION THAT IS PROPRIETARY TO MOLEX ELECTRONIC TECHNOLOGIES, LLC AND SHOULD NOT BE USED WITHOUT WRITTEN PERMISSION	CURRENT REV DESC: MIGRATED TO ECTR																							
	<table border="1"> <tr> <th>DIMENSION UNITS</th> <th>SCALE</th> </tr> <tr> <td>mm</td> <td>1:1</td> </tr> </table>	DIMENSION UNITS	SCALE				mm	1:1	<table border="1"> <tr> <td>EC NO: 630391</td> <td>2019/06/13</td> </tr> <tr> <td>DRWN: SSM</td> <td>2020/01/13</td> </tr> <tr> <td>CHK'D: RSILLER</td> <td>2020/01/13</td> </tr> <tr> <td>APPR: RSILLER</td> <td>2020/01/13</td> </tr> </table>		EC NO: 630391	2019/06/13	DRWN: SSM	2020/01/13	CHK'D: RSILLER	2020/01/13	APPR: RSILLER	2020/01/13	<table border="1"> <tr> <td>DOCUMENT NUMBER</td> <td>DOC TYPE</td> <td>DOC PART</td> <td>REVISION</td> </tr> <tr> <td>SD-121056-002</td> <td>PSD</td> <td>001</td> <td>A1</td> </tr> </table>			DOCUMENT NUMBER	DOC TYPE	DOC PART	REVISION
DIMENSION UNITS	SCALE																								
mm	1:1																								
EC NO: 630391	2019/06/13																								
DRWN: SSM	2020/01/13																								
CHK'D: RSILLER	2020/01/13																								
APPR: RSILLER	2020/01/13																								
DOCUMENT NUMBER	DOC TYPE	DOC PART	REVISION																						
SD-121056-002	PSD	001	A1																						
<table border="1"> <tr> <th>INITIAL REVISION:</th> <th>DATE</th> </tr> <tr> <td>DRWN: JMARSZALEK</td> <td>2013/06/10</td> </tr> <tr> <td>APPR: MIWASIECZKO</td> <td>2014/05/08</td> </tr> </table>	INITIAL REVISION:	DATE	DRWN: JMARSZALEK	2013/06/10	APPR: MIWASIECZKO	2014/05/08	<table border="1"> <tr> <th>DRAFT WHERE APPLICABLE MUST REMAIN WITHIN DIMENSIONS</th> <th>THIRD ANGLE PROJECTION</th> <th>DRAWING</th> <th>SERIES</th> <th>MATERIAL NUMBER</th> <th>CUSTOMER</th> <th>SHEET NUMBER</th> </tr> <tr> <td></td> <td></td> <td>B-SIZE</td> <td>121056</td> <td>SEE SHEET 2</td> <td>GENERAL MARKET</td> <td>1 OF 2</td> </tr> </table>	DRAFT WHERE APPLICABLE MUST REMAIN WITHIN DIMENSIONS	THIRD ANGLE PROJECTION	DRAWING	SERIES	MATERIAL NUMBER	CUSTOMER	SHEET NUMBER			B-SIZE	121056	SEE SHEET 2	GENERAL MARKET	1 OF 2				
INITIAL REVISION:	DATE																								
DRWN: JMARSZALEK	2013/06/10																								
APPR: MIWASIECZKO	2014/05/08																								
DRAFT WHERE APPLICABLE MUST REMAIN WITHIN DIMENSIONS	THIRD ANGLE PROJECTION	DRAWING	SERIES	MATERIAL NUMBER	CUSTOMER	SHEET NUMBER																			
		B-SIZE	121056	SEE SHEET 2	GENERAL MARKET	1 OF 2																			

Molex PN Raw cable	Cable type	Cable code	Wires no.	Cross Section	Jacket material	Jacket color	Diameter Ø [mm]	Wire colors
1202091424	I	0	3	1 mm <sup>2</sup>	PVC CEI 2022 II O.R.	Grey	7.6±0.2	BN, BU, GN/YE
1210180467	A	2	2	20 AWG	PVC CSA/UL 2661	Black	5.4±0.2	BN, BU
1210180128	A	2	3	20 AWG	PVC CSA/UL 2661	Black	5.6±0.2	BN, BU, GN/YE
1210180394	A	2	4	20 AWG	PVC CSA/UL 2661	Black	6.2±0.25	BN, BU, BK, GN/YE
1210180297	B	2	2	20 AWG	PUR CSA/UL 20668	Black	5.6±0.2	BN, BU
1210180126	B	2	3	20 AWG	PUR CSA/UL 20668	Black	5.6±0.2	BN, BU, GN/YE
1210180387	B	2	4	20 AWG	PUR CSA/UL 20668	Black	6.3±0.2	BN, BU, BK, GN/YE
1210180284	D	2	3	0.5 mm <sup>2</sup>	PVC CEI 20-20	Grey	5.5+0.3/-0	BN, BU, GN/YE
1210180047	I	2	2	0.5 mm <sup>2</sup>	PVC CEI 2022 II O.R.	Grey	5.5+0.3/-0	BN, BU
1210180284	I	2	3	0.5 mm <sup>2</sup>	PVC CEI 2022 II O.R.	Grey	5.5+0.3/-0	BN, BU, GN/YE
1210180146	I	2	4	0.5 mm <sup>2</sup>	PVC CEI 2022 II O.R.	Grey	6.5±0.2	BN, BU, BK, GN/YE
1210180177	I	2	5	0.5 mm <sup>2</sup>	PVC CEI 2022 II O.R.	Grey	7.0 +0.3/-0	BN, BU, BK, WH, GN/YE
1210180022	N	2	2	0.5 mm <sup>2</sup>	PVC H03VV-F	Black	5.2±0.2	BN, BU
1202092753	N	2	3	0.5 mm <sup>2</sup>	PVC H03VV-F	Black	5.5±0.2	BN, BU, GN/YE
1210180153	N	2	4	0.5 mm <sup>2</sup>	PVC H03VV-F	Black	5.9±0.3	BN, BU, BK, GN/YE
1210180046	P	2	2	0.5 mm <sup>2</sup>	PUR - BLEND	Black	5.5±0.2	BN, BU
1202092439	P	2	3	0.5 mm <sup>2</sup>	PUR - BLEND	Black	5.5 +0.3/-0	BN, BU, GN/YE
1210180302	P	2	4	0.5 mm <sup>2</sup>	PUR - BLEND	Black	6.5±0.2	BN, BU, BK, GN/YE
1202092215	P	2	5	0.5 mm <sup>2</sup>	PUR - BLEND	Black	7+0.3/-0.1	BN, BU, BK, WH, GN/YE
1210180409	A	3	2	18 AWG	PVC CSA/UL 2661	Black	6.2±0.25	BN, BU
1210180129	A	3	3	18 AWG	PVC CSA/UL 2661	Black	6.5±0.25	BN, BU, GN/YE
1210180159	A	3	4	18 AWG	PVC CSA/UL 2661	Black	7.0+0.3/-0	BN, BU, BK, GN/YE
1210180464	A	3	5	18 AWG	PVC CSA/UL 2661	Black	7.8±0.25	BN, BU, BK, WH, GN/YE
1210180351	B	3	2	18 AWG	PUR CSA/UL 20668	Black	6.2±0.2	BN, BU
1210180127	B	3	3	18 AWG	PUR CSA/UL 20668	Black	6.5±0.2	BN, BU, GN/YE
1210180160	B	3	4	18 AWG	PUR CSA/UL 20668	Black	7±0.2	BN, BU, BK, GN/YE
1210180463	B	3	5	18 AWG	PUR CSA/UL 20668	Black	7.8±0.25	BN, BU, BK, WH, GN/YE
1210180073	D	3	3	0.75 mm <sup>2</sup>	PVC CEI 20-20	Grey	6.5±0.2	BN, BU, GN/YE
1210180145	D	3	4	0.75 mm <sup>2</sup>	PVC CEI 20-20	Grey	7.1±0.2	BN, BU, BK, GN/YE
1202098206	I	3	2	0.75 mm <sup>2</sup>	PVC CEI 2022 II O.R.	Grey	5.5±0.2	BK1, BK2
1210180120	I	3	3	0.75 mm <sup>2</sup>	PVC CEI 2022 II O.R.	Grey	6.0±0.2	BK1, BK2, BK3
1210180143	I	3	4	0.75 mm <sup>2</sup>	PVC CEI 2022 II O.R.	Grey	7.0±0.2	BN, BU, BK, GN/YE
1210180032	N	3	2	0.75 mm <sup>2</sup>	PVC H05VV-F	Black	6.2±0.2	BN, BU
1210180069	N	3	3	0.75 mm <sup>2</sup>	PVC H05VV-F	Black	6.5±0.2	BN, BU, GN/YE
1210180144	N	3	4	0.75 mm <sup>2</sup>	PVC H05VV-F	Black	7.1±0.2	BN, BU, BK, GN/YE
1210180174	N	3	5	0.75 mm <sup>2</sup>	PVC H05VV-F	Black	8.0+0.2/-0	BN, BU, BK, GY, GN/YE
1202094190	P	3	2	0.75 mm <sup>2</sup>	PUR - BLEND	Black	6.5±0.2	BN, BU
1210180071	P	3	3	0.75 mm <sup>2</sup>	PUR - BLEND	Black	6.5±0.2	BN, BU, GN/YE
1210180152	P	3	4	0.75 mm <sup>2</sup>	PUR - BLEND	Black	7.0±0.2	BN, BU, BK, GN/YE
1210180384	R	3	3	0.75 mm <sup>2</sup>	TPR HAL. FREE	Black	6.5±0.2	BN, BU, GN/YE
1210180094	T	3	3	0.75 mm <sup>2</sup>	PUR CSA/UL 20668	Yellow	6.5±0.2	BN, BU, GN/YE
1210180309	Y	3	3	0.75 mm <sup>2</sup>	SILICONE RUBBER	Red	6.5±0.2	BN, BU, GN/YE
1210180081	F	4	3	1 mm <sup>2</sup>	PVC CNOMO	Grey	7.1+0.2/-0	BK1, BK2, GN/YE
1210180042	I	4	2	1 mm <sup>2</sup>	PVC CEI 2022 II O.R.	Grey	7.1+0.2/-0	BN, BU
1210180079	I	4	3	1 mm <sup>2</sup>	PVC CEI 2022 II O.R.	Grey	7.1+0.2/-0	BN, BU, GN/YE
1210180036	N	4	2	1 mm <sup>2</sup>	PVC H05VV-F	Black	6.5±0.2	BN, BU
1210180082	N	4	3	1 mm <sup>2</sup>	PVC H05VV-F	Black	6.9±0.2	BN, BU, GN/YE
1210180117	R	4	3	1 mm <sup>2</sup>	TPR HAL. FREE	Black	7.1±0.2	BN, BU, GN/YE
1210180085	N	5	3	1.5 mm <sup>2</sup>	PVC H05VV-F	Black	7.9±0.2	BN, BU, GN/YE
1210180313	I	6	2	0.35 mm <sup>2</sup>	PVC CEI 2011	Grey	4.8±0.2	BN, WH
1210180149	I	9	4	0.75 mm <sup>2</sup>	PVC CEI 2022 II	Grey	7.3±0.2	BN, BU, BK, GN/YE

### CABLE LIST

CODE	CABLE TYPE	FEATURES	CABLE TYPE CROSS SECTION
N	PVC	APPLICATION GENERAL PURPOSE CABLE WHICH HAS GOOD RESISTANCE TO WATER, BUT USUALLY POOR OIL RESISTANCE	N2=0.5mm <sup>2</sup> N3=0.75mm <sup>2</sup> N4=1mm <sup>2</sup>
I	CEI	APPROVED TO IEC 332-2A, FLAME RETARDANT AND SELF EXTINGUISHING LIMITED RESISTANT TO MINERAL OILS	I2=0.5mm <sup>2</sup> I3=0.75mm <sup>2</sup> I4=1mm <sup>2</sup>
P	PUR	OFFER GOOD RESISTANCE TO OIL AND CHEMICALS, CAN SWELL WHEN CONSTANTLY IMMersed IN WATER	P2=0.5mm <sup>2</sup> P3=0.75mm <sup>2</sup> P4=1mm <sup>2</sup>
A	PVC CSA-UL	APPROVED TO CSA-UL 2661, APPLICATION GENERAL PURPOSE CABLE WHICH HAS GOOD RESISTANCE TO WATER, BUT USUALLY POOR OIL RESISTANCE	A2=20 AWG A3=18 AWG
B	PUR CSA-UL	APPROVED TO CSA-UL 20668, VERY GOOD RESISTANCE TO OIL AND CHEMICALS	B2=20 AWG B3=18 AWG

### PART LIST

MOLEX P/N	ENGINEERING No.	L (mm)
1210560001	EJT1P3N150C4H	1500
1210560002	EJT1P3N200C4H	2000
1210560003	EJT1P3N500C4H	5000
1210560004	EJT1P3N300C4H	3000
1210560028	EJT1B3A100C42	1000
1210560031	EJT1B3A150C42	1500
1210560037	EJT1P3N050C32	500
1210560042	EJT1P2N150C4H	1500
1210560054	EJT1B2N300C42	3000
1210560055	EJT1B2N300C41	3000
1210560060	EJT1B3N100A1H	1000
1210560061	EJT1B2N10KC42	10000
1210560078	EJT1N3N10KC41	10000
1210560097	EJT1B3A200C41	2000
1210560101	EJT1B3A150C41	1500
1210560205	EJT1B3A10KC42	10000
1210560223	EJT1B3A300C42	3000
1210560225	EJT1P3N600C3G	6000
1210560239	EJT1P3N750C3H	7500
1210560240	EJT1P3N250C3H	2500
1210560241	EJT1P3N500C3H	5000
1210560242	EJT1P3N10KC3H	10000
1210560243	EJT1P3N15KC3H	15000
1210560244	EJT1B3A300C41	3000
1210560246	EJT1P3N200C42	2000
1210560247	EJT1P3N500C42	5000
1210560248	EJT1B2N150C32	1500

TABLE OF LENGTH TOLERANCES [mm]		
Over	Up to and Including	Tolerance
0	1000	±20
1000	3000	±30
3000	5000	±40
5000	10000	±50
10000	15000	±100
15000	20000	±150
20000		±L/100

SYMBOLS		THIS DRAWING CONTAINS INFORMATION THAT IS PROPRIETARY TO MOLEX ELECTRONIC TECHNOLOGIES, LLC AND SHOULD NOT BE USED WITHOUT WRITTEN PERMISSION		CURRENT REV DESC: MIGRATED TO ECTR	
▽ = 0	DIMENSION UNITS	SCALE			
▽ = 0	mm	1:1			
▽ = 0	GENERAL TOLERANCES (UNLESS SPECIFIED)				
▽ = 0	ANGULAR TOL	± 1.0°			
▽ = 0	4 PLACES	±			
▽ = 0	3 PLACES	±			
▽ = 0	2 PLACES	± 0.05			
▽ = 0	1 PLACE	± 0.3			
▽ = 0	0 PLACES	± 0.5			
■ = 0	DRAFT WHERE APPLICABLE MUST REMAIN WITHIN DIMENSIONS				
▽ = 0	THIRD ANGLE PROJECTION	DRAWING	SERIES	MATERIAL NUMBER	CUSTOMER
		B-SIZE	121056	SEE PART LIST	GENERAL MARKET
EC NO: 630391			2019/06/13		
DRWN: SSM			2020/01/13		
CHK'D: RSILLER			2020/01/13		
APPR: RSILLER			2020/01/13		
INITIAL REVISION:					
DRWN: JMARSZALEK			2013/06/10		
APPR: MIWASIECZKO			2014/05/08		
DOCUMENT NUMBER		DOC TYPE	DOC PART	REVISION	
SD-121056-002		PSD	001	A1	
SHEET NUMBER					
2 OF 2					

TABELA 2 KABLE / TABLE 2 CABLES

Molex PN Raw cable	Cable type	Cable code	Wires no.	Cross Section	Jacket material	Jacket color	Diameter Ø [mm]	Wire colors
1202091424	I	0	3	1 mm <sup>2</sup>	PVC CEI 2022 II O.R.	Grey	7.6±0.2	BN, BU, GN/YE
1210180467	A	2	2	20 AWG	PVC CSA/UL 2661	Black	5.4±0.2	BN, BU
1210180128	A	2	3	20 AWG	PVC CSA/UL 2661	Black	5.6±0.2	BN, BU, GN/YE
1210180394	A	2	4	20 AWG	PVC CSA/UL 2661	Black	6.2±0.25	BN, BU, BK, GN/YE
1210180297	B	2	2	20 AWG	PUR CSA/UL 20668	Black	5.6±0.2	BN, BU
1210180126	B	2	3	20 AWG	PUR CSA/UL 20668	Black	5.6±0.2	BN, BU, GN/YE
1210180387	B	2	4	20 AWG	PUR CSA/UL 20668	Black	6.3±0.2	BN, BU, BK, GN/YE
1210180284	D	2	3	0.5 mm <sup>2</sup>	PVC CEI 20-20	Grey	5.5+0.3/-0	BN, BU, GN/YE
1210180047	I	2	2	0.5 mm <sup>2</sup>	PVC CEI 2022 II O.R.	Grey	5.5+0.3/-0	BN, BU
1210180284	I	2	3	0.5 mm <sup>2</sup>	PVC CEI 2022 II O.R.	Grey	5.5+0.3/-0	BN, BU, GN/YE
1210180146	I	2	4	0.5 mm <sup>2</sup>	PVC CEI 2022 II O.R.	Grey	6.5±0.2	BN, BU, BK, GN/YE
1210180177	I	2	5	0.5 mm <sup>2</sup>	PVC CEI 2022 II O.R.	Grey	7.0 +0.3/-0	BN, BU, BK, WH, GN/YE
1210180022	N	2	2	0.5 mm <sup>2</sup>	PVC H03VV-F	Black	5.2±0.2	BN, BU
1202092753	N	2	3	0.5 mm <sup>2</sup>	PVC H03VV-F	Black	5.5±0.2	BN, BU, GN/YE
1210180153	N	2	4	0.5 mm <sup>2</sup>	PVC H03VV-F	Black	5.9±0.3	BN, BU, BK, GN/YE
1210180046	P	2	2	0.5 mm <sup>2</sup>	PUR - BLEND	Black	5.5±0.2	BN, BU
1202092439	P	2	3	0.5 mm <sup>2</sup>	PUR - BLEND	Black	5.5 +0.3/-0	BN, BU, GN/YE
1210180302	P	2	4	0.5 mm <sup>2</sup>	PUR - BLEND	Black	6.5±0.2	BN, BU, BK, GN/YE
1202092215	P	2	5	0.5 mm <sup>2</sup>	PUR - BLEND	Black	7+0.3/-0.1	BN, BU, BK, WH, GN/YE
1210180409	A	3	2	18 AWG	PVC CSA/UL 2661	Black	6.2±0.25	BN, BU
1210180129	A	3	3	18 AWG	PVC CSA/UL 2661	Black	6.5±0.25	BN, BU, GN/YE
1210180159	A	3	4	18 AWG	PVC CSA/UL 2661	Black	7.0+0.3/-0	BN, BU, BK, GN/YE
1210180484	A	3	5	18 AWG	PVC CSA/UL 2661	Black	7.8±0.25	BN, BU, BK, WH, GN/YE
1210180351	B	3	2	18 AWG	PUR CSA/UL 20668	Black	6.2±0.2	BN, BU
1210180127	B	3	3	18 AWG	PUR CSA/UL 20668	Black	6.5±0.2	BN, BU, GN/YE
1210180160	B	3	4	18 AWG	PUR CSA/UL 20668	Black	7±0.2	BN, BU, BK, GN/YE
1210180463	B	3	5	18 AWG	PUR CSA/UL 20668	Black	7.8±0.25	BN, BU, BK, WH, GN/YE
1210180073	D	3	3	0.75 mm <sup>2</sup>	PVC CEI 20-20	Grey	6.5±0.2	BN, BU, GN/YE
1210180145	D	3	4	0.75 mm <sup>2</sup>	PVC CEI 20-20	Grey	7.1±0.2	BN, BU, BK, GN/YE
1202098206	I	3	2	0.75 mm <sup>2</sup>	PVC CEI 2022 II O.R.	Grey	5.5±0.2	BK1, BK2
1210180120	I	3	3	0.75 mm <sup>2</sup>	PVC CEI 2022 II O.R.	Grey	6.0±0.2	BK1, BK2, BK3
1210180143	I	3	4	0.75 mm <sup>2</sup>	PVC CEI 2022 II O.R.	Grey	7.0±0.2	BN, BU, BK, GN/YE
1210180032	N	3	2	0.75 mm <sup>2</sup>	PVC H05VV-F	Black	6.2±0.2	BN, BU
1210180069	N	3	3	0.75 mm <sup>2</sup>	PVC H05VV-F	Black	6.5±0.2	BN, BU, GN/YE
1210180144	N	3	4	0.75 mm <sup>2</sup>	PVC H05VV-F	Black	7.1±0.2	BN, BU, BK, GN/YE
1210180174	N	3	5	0.75 mm <sup>2</sup>	PVC H05VV-F	Black	8.0+0.2/-0	BN, BU, BK, GY, GN/YE
1202094190	P	3	2	0.75 mm <sup>2</sup>	PUR - BLEND	Black	6.5±0.2	BN, BU
1210180071	P	3	3	0.75 mm <sup>2</sup>	PUR - BLEND	Black	6.5±0.2	BN, BU, GN/YE
1210180152	P	3	4	0.75 mm <sup>2</sup>	PUR - BLEND	Black	7.0±0.2	BN, BU, BK, GN/YE

TABELA 2 KABLE / TABLE 2 CABLES

Molex PN Raw cable	Cable type	Cable code	Wires no.	Cross Section	Jacket material	Jacket color	Diameter Ø [mm]	Wire colors
1210180384	R	3	3	0.75 mm <sup>2</sup>	TPR HAL. FREE	Black	6.5±0.2	BN, BU, GN/YE
1210180094	T	3	3	0.75 mm <sup>2</sup>	PUR CSA/UL 20668	Yellow	6.5±0.2	BN, BU, GN/YE
1210180309	Y	3	3	0.75 mm <sup>2</sup>	SILICONE RUBBER	Red	6.5±0.2	BN, BU, GN/YE
1210180081	F	4	3	1 mm <sup>2</sup>	PVC CNOMO	Grey	7.1+0.2/-0	BK1, BK2, GN/YE
1210180042	I	4	2	1 mm <sup>2</sup>	PVC CEI 2022 II O.R.	Grey	7.1+0.2/-0	BN, BU
1210180079	I	4	3	1 mm <sup>2</sup>	PVC CEI 2022 II O.R.	Grey	7.1+0.2/-0	BN, BU, GN/YE
1210180036	N	4	2	1 mm <sup>2</sup>	PVC H05VV-F	Black	6.5±0.2	BN, BU
1210180082	N	4	3	1 mm <sup>2</sup>	PVC H05VV-F	Black	6.9±0.2	BN, BU, GN/YE
1210180117	R	4	3	1 mm <sup>2</sup>	TPR HAL. FREE	Black	7.1±0.2	BN, BU, GN/YE
1210180085	N	5	3	1.5 mm <sup>2</sup>	PVC H05VV-F	Black	7.9±0.2	BN, BU, GN/YE
1210180313	I	6	2	0.35 mm <sup>2</sup>	PVC CEI 2011	Grey	4.8±0.2	BN, WH
1210180148	I	9	4	0.75 mm <sup>2</sup>	PVC CEI 2022 II	Grey	7.3±0.2	BN, BU, BK, GN/YE

TABLE 1 - CABLES TYPE

Code	Cable types	Features	Cross Section
N	PVC	Application general purpose cable which has good resistance to water, but usually poor oil resistance.	0.5 mm <sup>2</sup> 0.75 mm <sup>2</sup> 1 mm <sup>2</sup>
I	CEI	Approved to IEC 332-2A, flame retardant and self extinguishing. Limited resistant to mineral oils.	0.5 mm <sup>2</sup> 0.75 mm <sup>2</sup> 1 mm <sup>2</sup>
P	PUR	Offer good resistance to oil and chemicals. Can swell when constantly immersed in water.	0.5 mm <sup>2</sup> 0.75 mm <sup>2</sup> 1 mm <sup>2</sup>
A	PVC CSA-UL	Approved to CSA-UL 2661, application general purpose cable which has good resistance to water, but usually poor oil resistance.	20 AWG 18 AWG
B	PUR CSA-UL	Approved to CSA-UL 20668, very good resistance to oil and chemicals.	20 AWG 18 AWG

ORIGINAL RELEASE EC NO: IPG2014-1897 DRWN: JMARSZALEK 2013/06/11 CHKD: DSTACHOWIAK 2014/05/07 APPR: MIWASIECZKO 2014/05/08	QUALITY SYMBOLS	GENERAL TOLERANCES (UNLESS SPECIFIED)	DIMENSION STYLE	SCALE	DESIGN UNITS	THIRD ANGLE PROJECTION
	▼ = 0 ◁ = 0	mm    INCH	MM ONLY	-	METRIC	
		4 PLACES ± --- ± --- 3 PLACES ± --- ± --- 2 PLACES ± --- ± --- 1 PLACE ± --- ± --- 0 PLACE ± --- ± ---	DRAWN BY: JMARSZALEK    DATE: 2013/06/11 CHECKED BY:                      DATE: APPROVED BY: DSTACHOWIAK    DATE: 2014/05/07 MIWASIECZKO    DATE: 2014/05/08	TITLE	JUNIOR TIMER CONNECTORS EJT1XXXXXXXXX	
		ANGULAR ± --- ° DRAFT WHERE APPLICABLE MUST REMAIN WITHIN DIMENSIONS	MATERIAL NO. MATRIX DRAWING	DOCUMENT NO. SD-121056-002	SHEET NO. 2 OF 2	