


THIS DRAWING IS UNPUBLISHED. RELEASED FOR PUBLICATION  
 © COPYRIGHT - By - ALL RIGHTS RESERVED.

LOC	DIST	REVISIONS					
		P	LTR	DESCRIPTION	DATE	DWN	APVD
-	-		E	ECO-14-008835	26JUN14	AP	DM

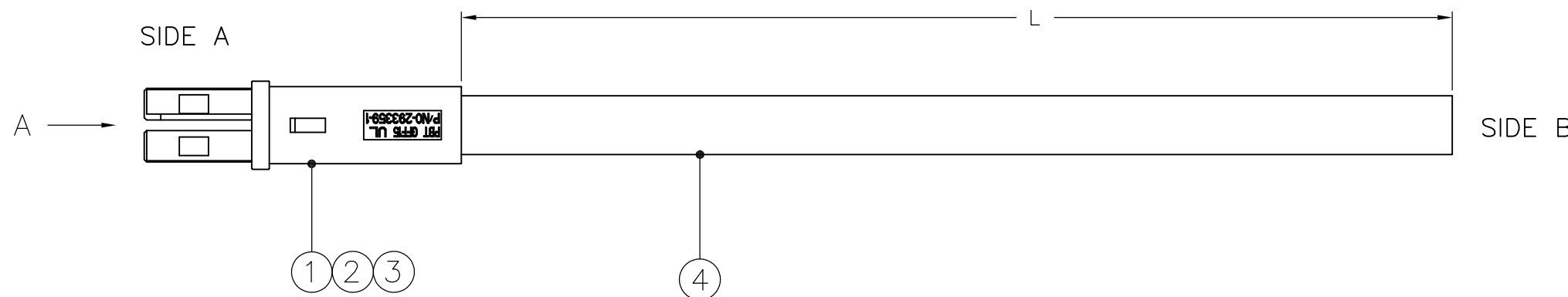
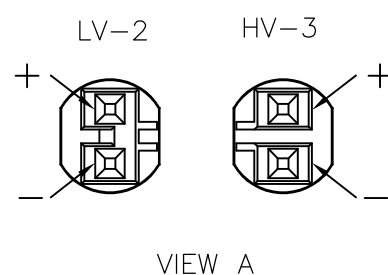
- NOTE:
- PACKAGING ACC. TO TE SPEC.107-18032  
BUNDLE EVERY 25 ASSEMBLIES WITH A RUBBER BAND
  - ELECTRICAL TEST CONTAINING "SHORT CIRCUIT TEST, CONTINUITY AND ACCURATE CAVITY ASSIGNMENT TEST" ACC. TO TE-SPEC.108-18857, SUBSECTION 3.1.1

WIRING SCHEDULE 


SIDE A	COLOR	SIDE B
-	WH	NC
+	BK	NC

 WIRING SCHEDULE AS SHOWN

PN	L	TOLERANCES/mm
X-2083075-1	610mm (2ft)	+/- 5
X-2083075-2	1270mm (4ft)	+/- 15
X-2083075-3	1880mm (6ft)	+/- 20
X-2083075-4	2490mm (8ft)	+/- 20
X-2083075-5	3100mm (10ft)	+/- 30
X-2083075-6	3660mm (12ft)	+/- 30
X-2083075-7	4270mm (14ft)	+/- 50
X-2083075-8	4880mm (16ft)	+/- 50



	LV-2	HV-3		
mm	AR	AR	Cable SVT 2xAWG18 UL WH	4
PC	2	2	MICRO QUADLOK SYSTEM SOCKET CONTACT	3
PC	1	1	TUBE FOR SVT CABLE	2
PC	-	1	PLUG MINI HVL HV-3	1
PC	1	-	PLUG MINI HVL LV-2	
UOM	QTY	QTY	DESCRIPTION	POS.
	2--X	1--X		

THIS DRAWING IS A CONTROLLED DOCUMENT.		DWN 02APR11 SATHISH KUMAR.G	 TE Connectivity	
DIMENSIONS: mm		CHK 04APR11 R.HOSSAINI		
TOLERANCES UNLESS OTHERWISE SPECIFIED:		APVD 04APR11 R.HOSSAINI	NAME CABLE ASSEMBLY NECTOR S LINE 2POS. HV-3 and LV-2	
0 PLC ± - 1 PLC ± - 2 PLC ± - 3 PLC ± - 4 PLC ± - ANGLES ± -		PRODUCT SPEC -	SIZE A3	
MATERIAL -		FINISH -	CAGE CODE 00779	DRAWING NO C-2083075
		WEIGHT -	RESTRICTED TO -	
CUSTOMER DRAWING			SCALE NTS	SHEET 1 OF 1
			REV E	