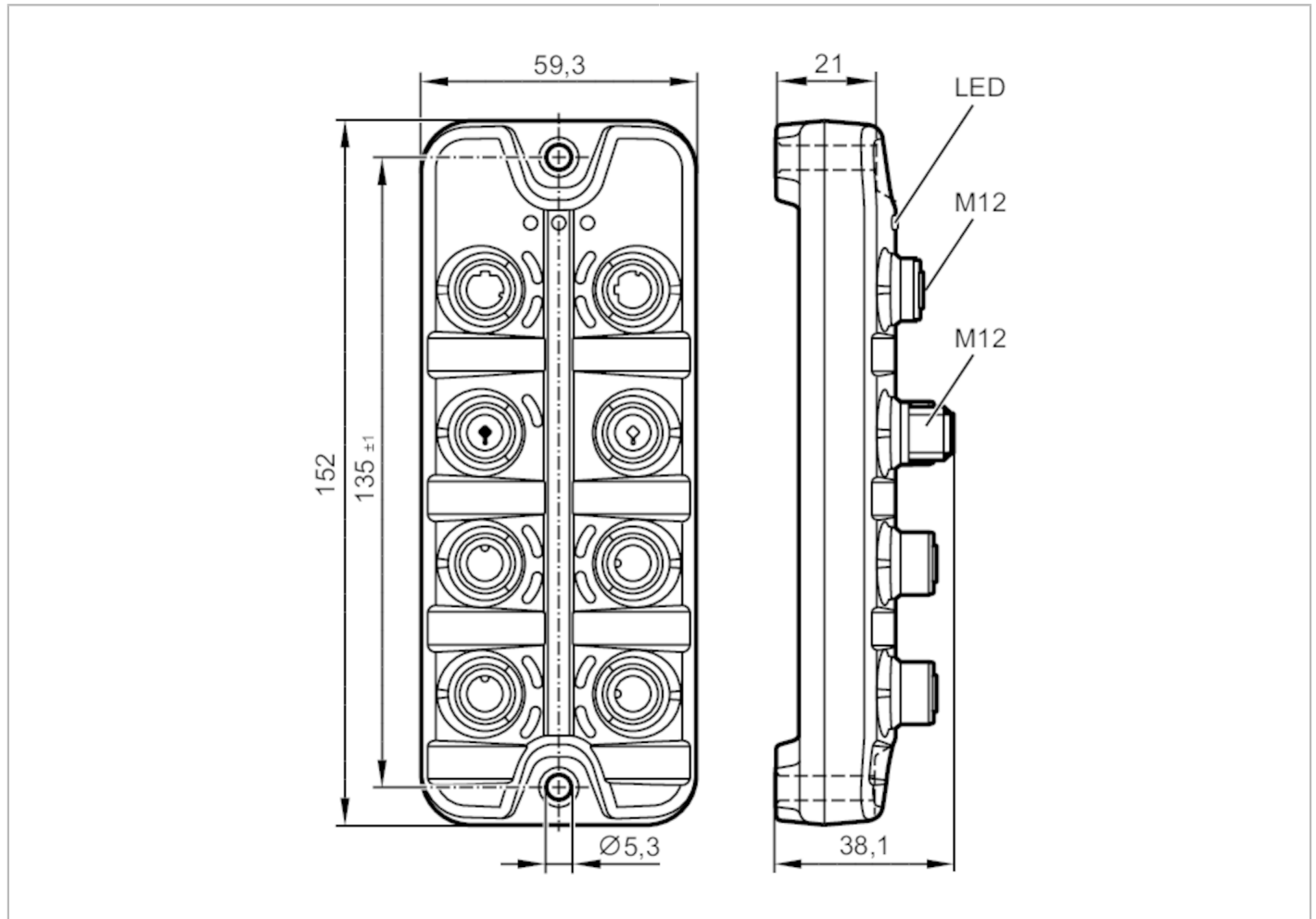


AL1220



IO-Link master with EtherNet/IP interface

IO-Link Master PL EIP 4P IP67



Application	
Application	I/O modules for field applications
Daisy-chain function	power supply; fieldbus interface
Electrical data	
Operating voltage [V]	20...30 DC; (US; to SELV/PELV)
Current consumption [mA]	300...3900; (US)
Protection class	III
Sensor supply US	
Max. current load total [A]	3.6
Inputs / outputs	
Total number of inputs and outputs	8; (configurable)
Number of inputs and outputs	Number of digital inputs: 8; Number of digital outputs: 4
Inputs	
Number of digital inputs	8; (IO-Link Port Class A: 4 x 2)
Switching level high [V]	11...30
Switching level low [V]	0...5



IO-Link master with EtherNet/IP interface

IO-Link Master PL EIP 4P IP67

Digital inputs protected against short circuits	yes	
Outputs		
Number of digital outputs	4; (IO-Link Port Class A: 4 x 1)	
Max. current load per output [mA]	300	
Short-circuit proof	yes	
Interfaces		
Communication interface	Ethernet; IO-Link	
Ethernet - EtherNet/IP		
Transmission standard	10Base-T; 100Base-TX	
Transmission rate	10 MBit/s; 100 MBit/s	
Protocol	EtherNet/IP	
Factory settings	IP address: 192.168.1.250 subnet mask: 255.255.255.0 gateway IP address: 0.0.0.0 MAC address: see type label	
Note on interfaces	DHCP, BOOTP, static DLR (Device Level Ring) Supported network topologies: line ring	
IO-Link Master		
Transmission type	COM1 (4,8 kBaud); COM2 (38,4 kBaud); COM3 (230,4 kBaud)	
IO-Link revision	1.1	
Number of ports class A	4	
Operating conditions		
Ambient temperature [°C]	-25...60	
Storage temperature [°C]	-25...85	
Max. relative air humidity [%]	90	
Protection	IP 65; IP 66; IP 67	
Protection rating (NEMA 250)	6P	
Pollution degree	2	
Chemical media	ISO 16750-5 NEMA 250 5.13.1	AA, BA, BD, HLP, CC, DB, DC, DD, CA AA
Tests / approvals		
EMC	EN 61000-6-2 EN 61000-6-4	
Shock resistance	DIN EN 60068-2-27	
Vibration resistance	DIN EN 60068-2-64 2009-04 DIN EN 60068-2-6 2008-10	
MTTF [years]	101	
Mechanical data		
Weight [g]	273.5	
Materials	housing: PA orange; socket: brass nickel-plated	
Sealing material	FKM	



IO-Link master with EtherNet/IP interface

IO-Link Master PL EIP 4P IP67

Remarks

Remarks	For further information please see the operating instructions.
Pack quantity	1 pcs.

Electrical connection - Ethernet

Connector: M12; coding: D; Sealing: FKM

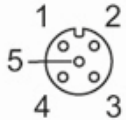


IN / OUT X21, X22

1	TX +
2	RX +
3	TX -
4	RX -
5	not used

Electrical connection - Process connection

Connector: M12; coding: A; Sealing: FKM



IO-Link Port Class A X01...X04

1	Sensor supply (US) L+
2	digital input
3	Sensor supply (US) L-
4	C/Q IO-Link
5	not used

Electrical connection - power supply IN

Connector: M12; coding: T



X31

1	+ 24 V DC (US) brown
2	GND (UA) white
3	GND (US) blue
4	+ 24 V DC (UA) black

AL1220

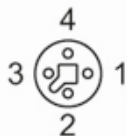


IO-Link master with EtherNet/IP interface

IO-Link Master PL EIP 4P IP67

Electrical connection - power supply OUT

Connector: M12; coding: T; Sealing: FKM



X32

1	+ 24 V DC (US) brown
2	GND (UA) white
3	GND (US) blue
4	+ 24 V DC (UA) black