

NEMA line Outlet 5-15R, Snap-in Mounting, Front Side, IDC- or Quick-connect Terminal



IDC Along the pin-axis



IDC Cross to the pin-axis



NEMA 5-15R



See below:

[Approvals and Compliances](#)

**Description**

- Panel mount :  
Snap-in , Front Side
- Line Outlet Protection class I
- Combined quick connect- or solid wire IDC terminal (IDC-Along)

**Unique Selling Proposition**

- IDC terminals for efficient wiring
- Significant reduces labor costs
- IDC Along- or Cross solid wire orientation
- Ideal for PDU applications

**Characteristics**

- Protection cover can be used as wire press
- Live contact available as quick connect terminal for the IDC-Along orientation
- Suitable for use in equipment according to IEC/UL 62368-1

**Other versions on request**

- Variants in grey or white for the IDC-Along orientation

**Weblinks**

[pdf data sheet](#), [html datasheet](#), [General Product Information](#), [Approvals](#), [Distributor-Stock-Check](#), [Accessories](#), [Mounting instruction](#), [Detailed request for product](#)

**Technical Data**

Ratings UL/CSA	15A / 125VAC; 60Hz
Dielectric Strength	> 2 kVAC between L-N > 2 kVAC between L/N-PE (1 min/60Hz)
Allowable Operation Temperature	-25 °C to 150 °C
IP-Protection	front side IP20 acc. to IEC 60529
Protection against electric shock	Suitable for appliances with protection class I acc. to IEC 61140
Terminal	Quick-Connect / Wire (solid)
Panel Thickness S	Snap-in 0.8mm to 2mm
Material: Housing	Thermoplastic, black, UL 94V-0

**Approvals and Compliances**

Detailed information on product approvals, code requirements, usage instructions and detailed test conditions can be looked up in [Details about Approvals](#)

SCHURTER products are designed for use in industrial environments. They have approvals from independent testing bodies according to national and international standards. Products with specific characteristics and requirements such as required in the automotive sector according to IATF 16949, medical technology according to ISO 13485 or in the aerospace industry can be offered exclusively with customer-specific, individual agreements by SCHURTER.

**Approvals**



The approval mark is used by the testing authorities to certify compliance with the safety requirements placed on electronic products.

Approval Reference Type: NR010

Approval Logo	Certificates	Certification Body	Description
	<a href="#">UL Approvals</a>	UL	UR File Number: E502078


## Product standards

Product standards that are referenced

Organization	Design	Standard	Description
	Designed according to	UL 498	Standard for Attachment Plugs and Receptacles
	Designed according to	CSA C22.2 no. 42	General Use Receptacles, Attachment Plugs, and Similar Wiring Devices






## Application standards

Application standards where the product can be used

Organization	Design	Standard	Description
	Designed for applications acc.	IEC/UL 62368-1	Audio/video, information and communication technology equipment - Part 1: Safety requirements

## Compliances

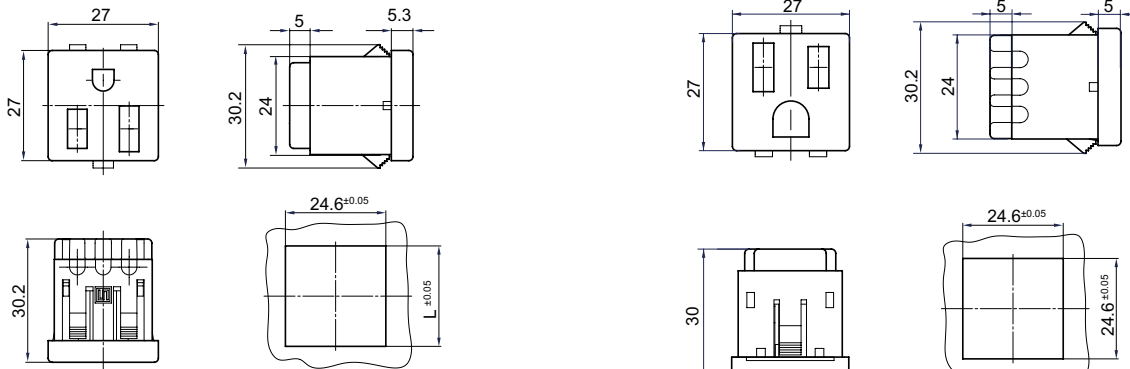
The product complies with following Guide Lines

Identification	Details	Initiator	Description
	<a href="#">CE declaration of conformity</a>	SCHURTER AG	The CE marking declares that the product complies with the applicable requirements laid down in the harmonisation of Community legislation on its affixing in accordance with EU Regulation 765/2008.
	<a href="#">UKCA declaration of conformity</a>	SCHURTER AG	The UKCA marking declares that the product complies with the applicable requirements laid down in the British Amendment of Regulation (EC) 765/2008.
	RoHS	SCHURTER AG	Directive RoHS 2011/65/EU, Amendment (EU) 2015/863
	China RoHS	SCHURTER AG	The law SJ / T 11363-2006 (China RoHS) has been in force since 1 March 2007. It is similar to the EU directive RoHS.
	REACH	SCHURTER AG	On 1 June 2007, Regulation (EC) No 1907/2006 on the Registration, Evaluation, Authorization and Restriction of Chemicals 1 (abbreviated as "REACH") entered into force.

## Dimensions [mm]

IDC-Along orientation


IDC-Cross orientation




Panel thickness s  
 0.8 - 1.2 mm  
 1.3 - 2.0 mm

length L  
 24.6 mm  
 24.8 mm

**Assembly Instructions**



IDC-Cross orientation



IDC-Along orientation

**All Variants**

Alignment 1)	Protection Class	Panel mounting	Panel Thickness s [mm]	Terminal	Color	Order Number
along	I	Snap-in	0.8 -2	Combined quick connect- or solid wire IDC terminal	black	3-119-048
cross	I	Snap-in	0.8 -2	IDC terminals	black	3-135-117
along	I	Snap-in	0.8 -2	Quick connect 6.3 x 0.8 mm line terminal	black	3-119-049

1) The alignment describes whether the wires are along or across to the connector pin axis.

Most Popular.

Availability for all products can be searched real-time: <https://www.schurter.com/en/Stock-Check/Stock-Check-SCHURTER>

**Packaging unit**

120 Pcs

**Mating Inlets/Plugs**

Category / Description

[Power Cord Overview complete](#)



VAC19KS, North America, V-Lock cord retaining, 2.0 m, Connector IEC C19, SJT 3x14 AWG, black	6051.2041
VAC19KS, North America, V-Lock cord retaining, 6.0 m, Connector IEC C19, SJT 3x14 AWG, black	3-102-524
VAC19KS, North America, V-Lock cord retaining, 3.0 m, Connector IEC C19, SJT 3x14 AWG, white	6051.2131
VAC19KS, North America, V-Lock cord retaining, 6.0 m, Connector IEC C19, SJT 3x14 AWG, black	6051.2141