


Multilayer Ferrite Beads



MECHANICAL SPECIFICATIONS

Solderability: 90 % coverage after 5 s dip in 235 °C solder following 60 s preheat at 120 °C to 150 °C and type R flux dip

Resistance to Solder Heat: 10 s in 260 °C solder, after preheat and flux per above

Terminal Strength: 0.6 kg (1.32 lbs) minimum for 30 s

Beam Strength: 1 kg (2.2 lbs) minimum

Flex: 0.079" [2 mm] min. mounted on 0.063" [1.6 mm] thick PC board

STANDARD ELECTRICAL SPECIFICATIONS

| Z ± 25 % AT 100 MHz (Ω) | DCR MAX. (Ω) | RATED DC CURRENT (mA) |
|-------------------------------|--------------------|-----------------------------|
| 7 | 0.06 | 600 |
| 11 | 0.06 | 600 |
| 17 | 0.06 | 600 |
| 26 | 0.06 | 600 |
| 32 | 0.06 | 600 |
| 40 | 0.15 | 300 |
| 50 | 0.15 | 300 |
| 60 | 0.15 | 300 |
| 75 | 0.15 | 300 |
| 80 | 0.15 | 300 |
| 90 | 0.15 | 300 |
| 100 | 0.15 | 300 |
| 120 | 0.15 | 300 |
| 150 | 0.15 | 300 |
| 180 | 0.20 | 200 |
| 220 | 0.20 | 200 |
| 300 | 0.20 | 200 |
| 400 | 0.30 | 200 |
| 600 | 0.30 | 200 |
| 1000 | 0.35 | 100 |
| 1500 | 0.40 | 100 |
| 2000 | 0.50 | 80 |
| 2200 | 0.60 | 80 |

FEATURES

- High reliability
- Surface mountable
- Magnetically self shielded
- Nickel barrier plating virtually eliminates silver migration
- Compliant to RoHS Directive 2002/95/EC
- Halogen-free according to IEC 61249-2-21 definition



RoHS
COMPLIANT
HALOGEN
FREE

ENVIRONMENTAL SPECIFICATIONS

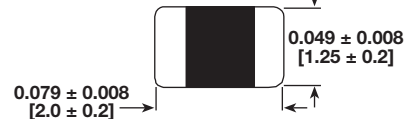
Operating Temperature: - 55 °C to + 125 °C

Thermal Shock: 100 cycles, - 40 °C to + 125 °C

Biased Humidity: 85 % RH at 85 °C, 1000 h at full rated current

DIMENSIONS in inches [millimeters]

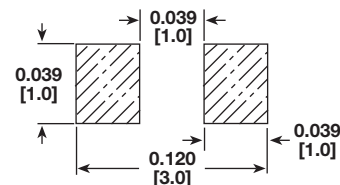
Dimensional Outline



Ferrite Body



Recommended Pad Layout



PACKAGING OPTIONS

- Tape and Reel: Embossed plastic carrier tape per EIA481-1, 4000 pieces on a 7" [178 mm] reel

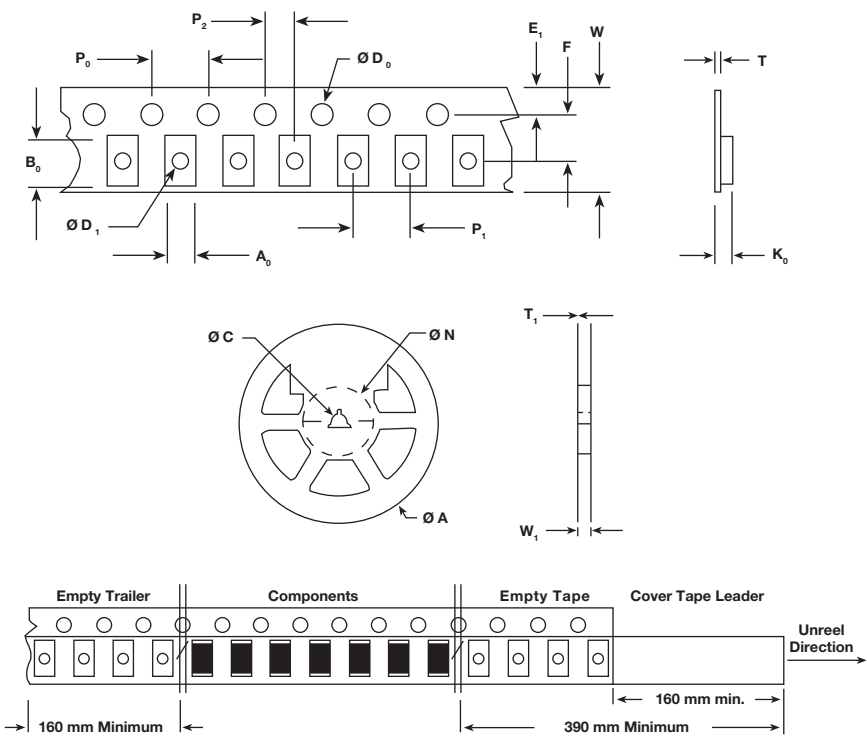
DESCRIPTION

| | | | | |
|-----------|-----------------|---------------------|--------------|-------------------------------|
| ILBB-0805 | 11 | ± 25 % | ER | e3 |
| MODEL | IMPEDANCE VALUE | IMPEDANCE TOLERANCE | PACKAGE CODE | JEDEC LEAD (Pb)-FREE STANDARD |

GLOBAL PART NUMBER

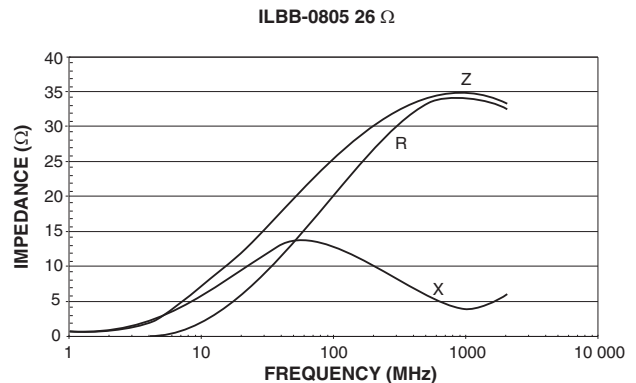
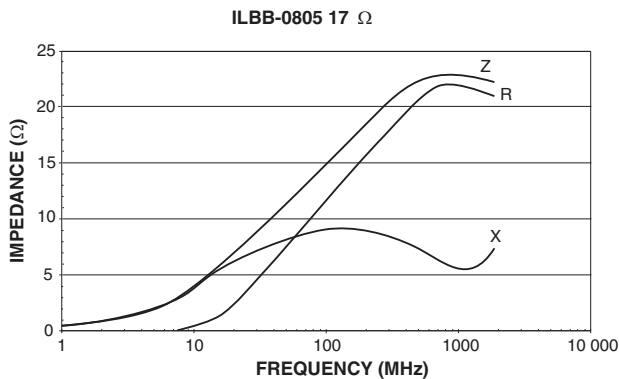
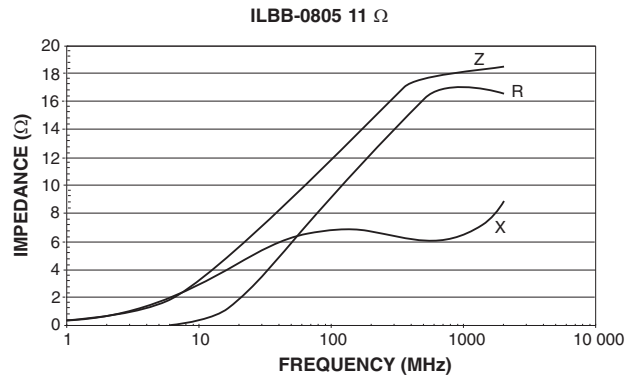
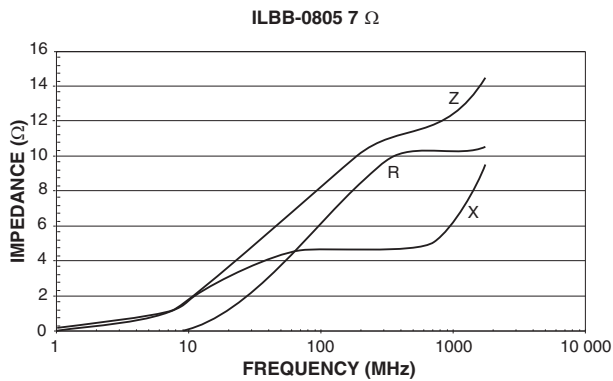
| | | | | | | | | | | | | | |
|----------------|---|---|---|------|---|---|---|--------------|---|-----------------|---|---|---------------------|
| I | L | B | B | 0 | 8 | 0 | 5 | E | R | 1 | 1 | 0 | V |
| PRODUCT FAMILY | | | | SIZE | | | | PACKAGE CODE | | IMPEDANCE VALUE | | | IMPEDANCE TOLERANCE |

TAPE AND REEL SPECIFICATIONS 0805 SIZE PER EIA-481-1 in inches [millimeters]



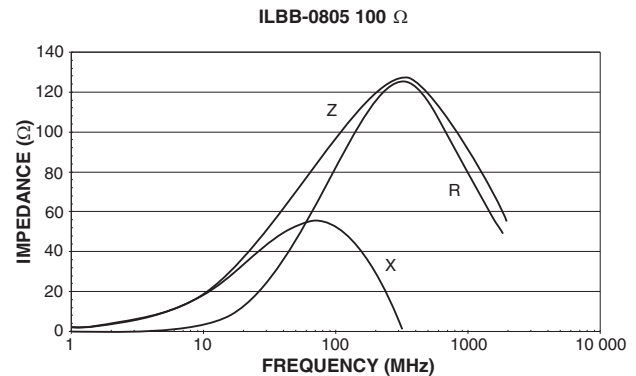
| | |
|----------------|---|
| A ₀ | 0.059 ± 0.004 [1.50 ± 0.1] |
| B ₀ | 0.093 ± 0.006 [2.35 ± 0.15] |
| D ₀ | 0.059 + 0.004/- 0.000 [1.5 + 0.1/- 0.0] |
| D ₁ | 0.039 min. [1.0 min.] |
| E ₁ | 0.069 ± 0.004 [1.75 ± 0.1] |
| F | 0.138 ± 0.002 [3.50 ± 0.05] |
| K ₀ | 0.049 ± 0.002 [1.24 ± 0.05] |
| P ₀ | 0.157 ± 0.004 [4.00 ± 0.1] |
| P ₁ | 0.157 ± 0.004 [4.00 ± 0.1] |
| P ₂ | 0.079 ± 0.002 [2.00 ± 0.05] |
| W | 0.327 max. [8.3 max.] |
| T | 0.008 ± 0.002 [0.2 ± 0.05] |
| A | 7.000 ± 0.079 [178 ± 2.0] |
| N | 2.500 [63.5] |
| C | 0.512 ± 0.020/- 0.008 [13.00 ± 0.5/- 0.2] |
| W ₁ | 0.315 + 0.059/- 0.000 [8.00 + 1.5] |
| T ₁ | 0.079 ± 0.002 [2.00 ± 0.05] |

TYPICAL CURVES - Frequency Characteristics of R, X, and Z





TYPICAL CURVES - Frequency Characteristics of R, X, and Z





TYPICAL CURVES - Frequency Characteristics of R, X, and Z





TYPICAL CURVES - Frequency Characteristics of R, X, and Z





Disclaimer

ALL PRODUCT, PRODUCT SPECIFICATIONS AND DATA ARE SUBJECT TO CHANGE WITHOUT NOTICE TO IMPROVE RELIABILITY, FUNCTION OR DESIGN OR OTHERWISE.

Vishay Intertechnology, Inc., its affiliates, agents, and employees, and all persons acting on its or their behalf (collectively, "Vishay"), disclaim any and all liability for any errors, inaccuracies or incompleteness contained in any datasheet or in any other disclosure relating to any product.

Vishay makes no warranty, representation or guarantee regarding the suitability of the products for any particular purpose or the continuing production of any product. To the maximum extent permitted by applicable law, Vishay disclaims (i) any and all liability arising out of the application or use of any product, (ii) any and all liability, including without limitation special, consequential or incidental damages, and (iii) any and all implied warranties, including warranties of fitness for particular purpose, non-infringement and merchantability.

Statements regarding the suitability of products for certain types of applications are based on Vishay's knowledge of typical requirements that are often placed on Vishay products in generic applications. Such statements are not binding statements about the suitability of products for a particular application. It is the customer's responsibility to validate that a particular product with the properties described in the product specification is suitable for use in a particular application. Parameters provided in datasheets and / or specifications may vary in different applications and performance may vary over time. All operating parameters, including typical parameters, must be validated for each customer application by the customer's technical experts. Product specifications do not expand or otherwise modify Vishay's terms and conditions of purchase, including but not limited to the warranty expressed therein.

Hyperlinks included in this datasheet may direct users to third-party websites. These links are provided as a convenience and for informational purposes only. Inclusion of these hyperlinks does not constitute an endorsement or an approval by Vishay of any of the products, services or opinions of the corporation, organization or individual associated with the third-party website. Vishay disclaims any and all liability and bears no responsibility for the accuracy, legality or content of the third-party website or for that of subsequent links.

Except as expressly indicated in writing, Vishay products are not designed for use in medical, life-saving, or life-sustaining applications or for any other application in which the failure of the Vishay product could result in personal injury or death. Customers using or selling Vishay products not expressly indicated for use in such applications do so at their own risk. Please contact authorized Vishay personnel to obtain written terms and conditions regarding products designed for such applications.

No license, express or implied, by estoppel or otherwise, to any intellectual property rights is granted by this document or by any conduct of Vishay. Product names and markings noted herein may be trademarks of their respective owners.