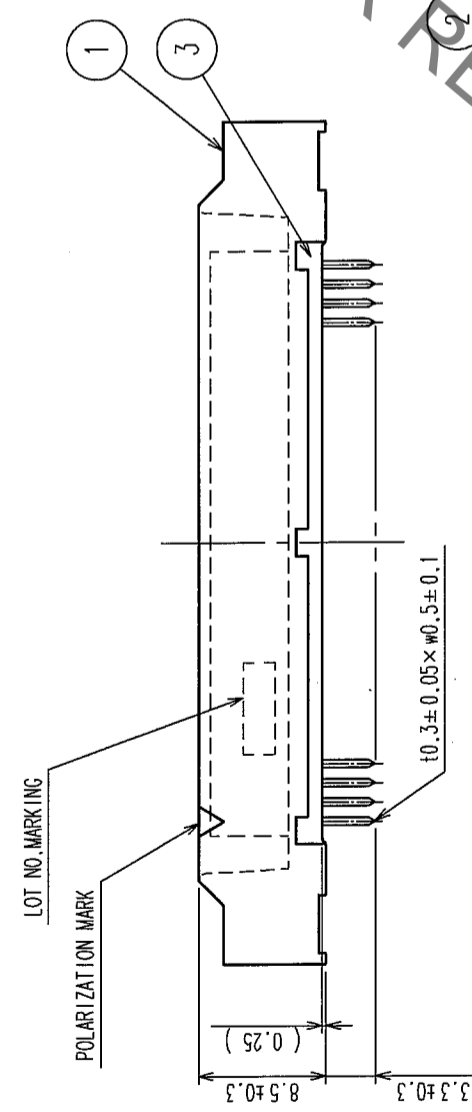
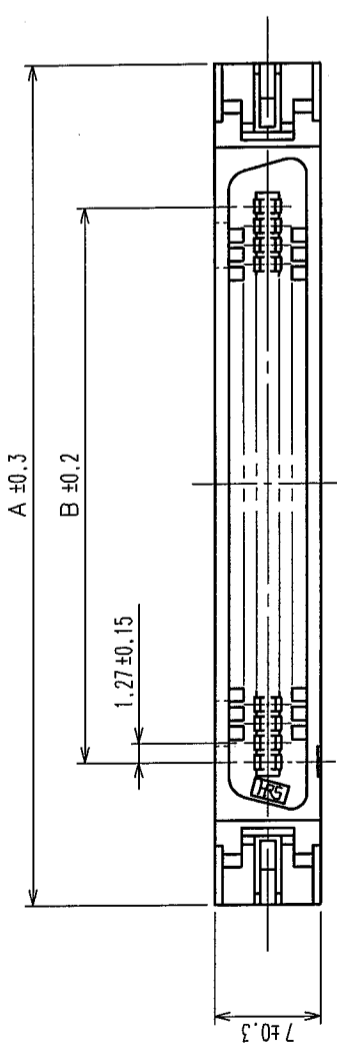
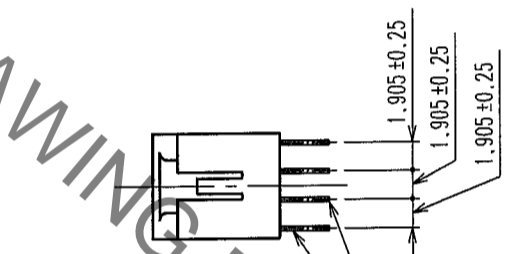
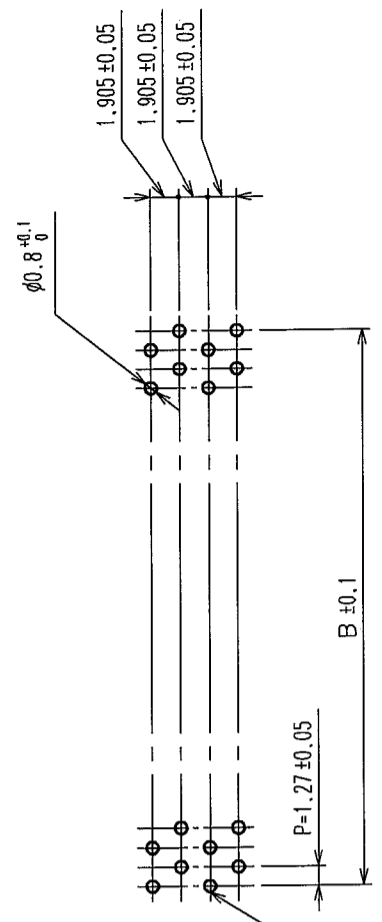


COUNT	DESCRIPTION OF REVISIONS	BY	CHKD	DATE	COUNT	DESCRIPTION OF REVISIONS	BY	CHKD	DATE
△					△				
△					△				
△					△				



RECOMMEND PC BOARD HOLE PATTERN ( MOUNTING SIDE )



PART No.	CODE No.	A	B
FX2B-40PA-1.27DSA(71)	CL572-0823-7-71	40	43.03
FX2B-52PA-1.27DSA(71)	CL572-0824-0-71	52	50.65
FX2B-60PA-1.27DSA(71)	CL572-0825-2-71	60	55.73
FX2B-68PA-1.27DSA(71)	CL572-0826-5-71	68	60.81
FX2B-80PA-1.27DSA(71)	CL572-0827-8-71	80	68.43
FX2B-100PA-1.27DSA(71)	CL572-0828-0-71	100	81.13

NOTES 1. THE DIMENSIONS IN PARENTHESES ARE FOR REFERENCE.  
 2. NUMBER OF PIN.

1, 3	POLYAMIDE	BLACK	UL94V-0	2	BRASS	CONTACT AREA: GOLD FLASH DIP AREA: TIN-PLATING 2μm min UNDER PLATING: NICKEL 1μm min	
NO.	MATERIAL	FINISH,	REMARKS	NO.	MATERIAL	FINISH,	REMARKS
CODE NO. (OLD)		DRAWN		DESIGNED		APPROVED	
CL		I. OKAYAMA		K. NAKAMURA		H. OKAWA	
		04.06.02		04.06.02		04.06.14	

DRAWING NO.		PART NO.	
EDC3-151042-21		FX2B-PA-1.27DSA(71)	
SCALE		CODE NO.	
FREE		CL572	
UNITS			
mm			

TO	
PCK	