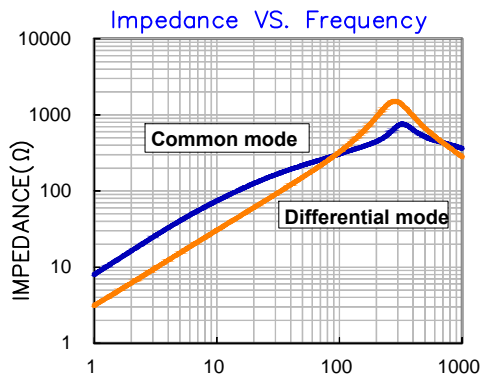
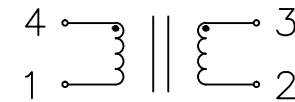
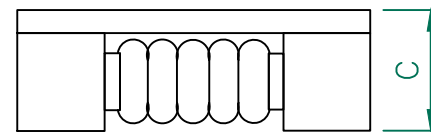
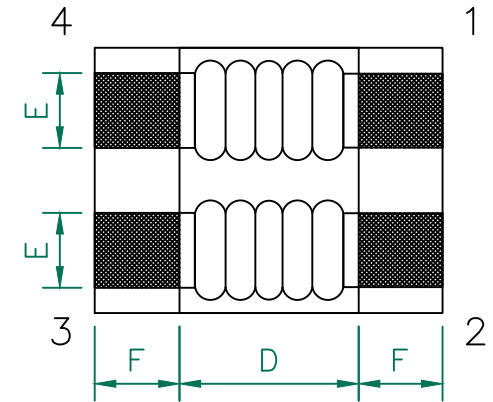
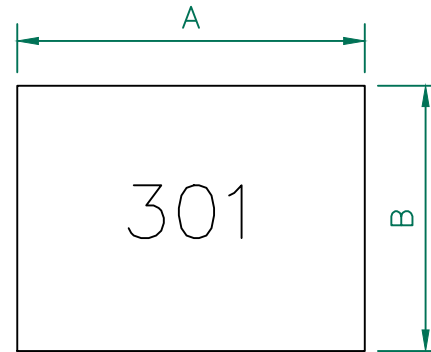
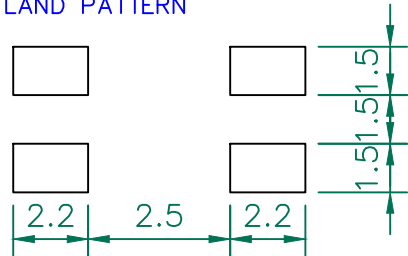


CM7060R301R-10

PHYSICAL DIMENSIONS:

A	7.00	+	0.70
B	6.00	+	0.50
C	3.80		MAX.
D	3.50		REF.
E	1.50	+	0.40
F	1.75	+	0.30

LAND PATTERN



ELECTRICAL SPECIFICATION @ 25°C

ELECTRICAL CHARACTERISTICS		Min.	Norm.	Max.
IMPEDANCE Z @ 100 MHz	Ω	225	300	---
INSULATION RESISTANCE	MΩ	10.0	---	---
DCR (1 line)	Ω	---	---	0.010
RATED CURRENT	A	---	---	5.0
RATED VOLTAGE	V	---	---	80

NOTES:

1. STORAGE TEMPERATURE RANGE: $-40^{\circ}\text{C} \sim +105^{\circ}\text{C}$.
2. OPERATING TEMPERATURE RANGE: -40°C TO $+125^{\circ}\text{C}$ (INCLUDING SELF-HEATING).
3. RATED CURRENT: BASED ON TEMPERATURE RISE ($\Delta T: 40^{\circ}\text{C}$ TYP).



DIMENSIONS ARE IN mm.				This print is the property of Laird Tech. and is loaned in confidence subject to return upon request and with the understanding that no copies shall be made without the written consent of Laird Tech. All rights to design or invention are reserved.		
PROJECT/PART NUMBER:				REV	PART TYPE:	DRWN BY:
CM7060R301R-10				A	CM	QIU
DATE: 09/06/15				SCALE:	NTS	SHEET:
A ORIGINAL DRAFT				09/06/15	QIU	1 of 1
REV	DESCRIPTION	DATE	INT	CAD # CM7060R301R-10-A		