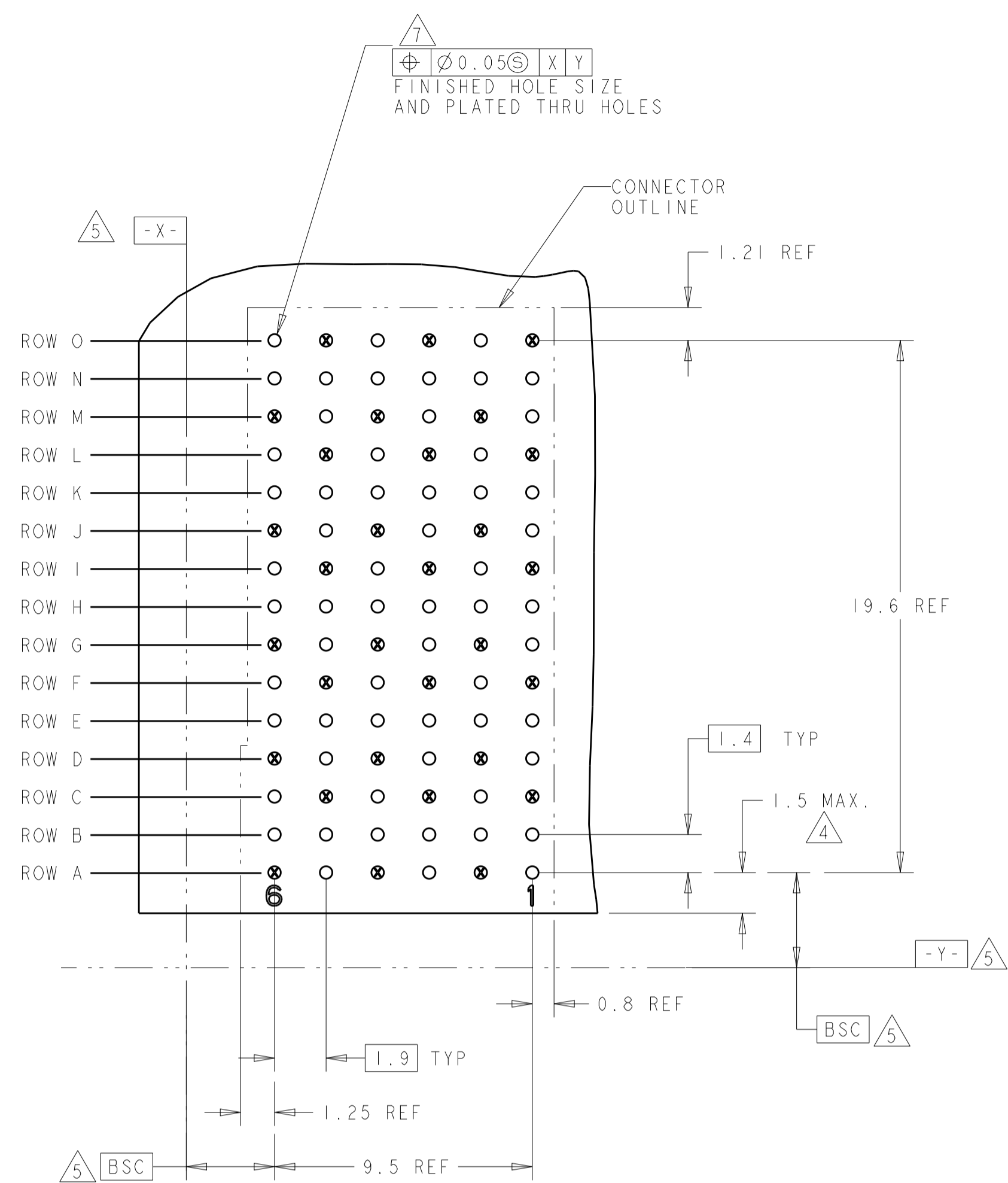
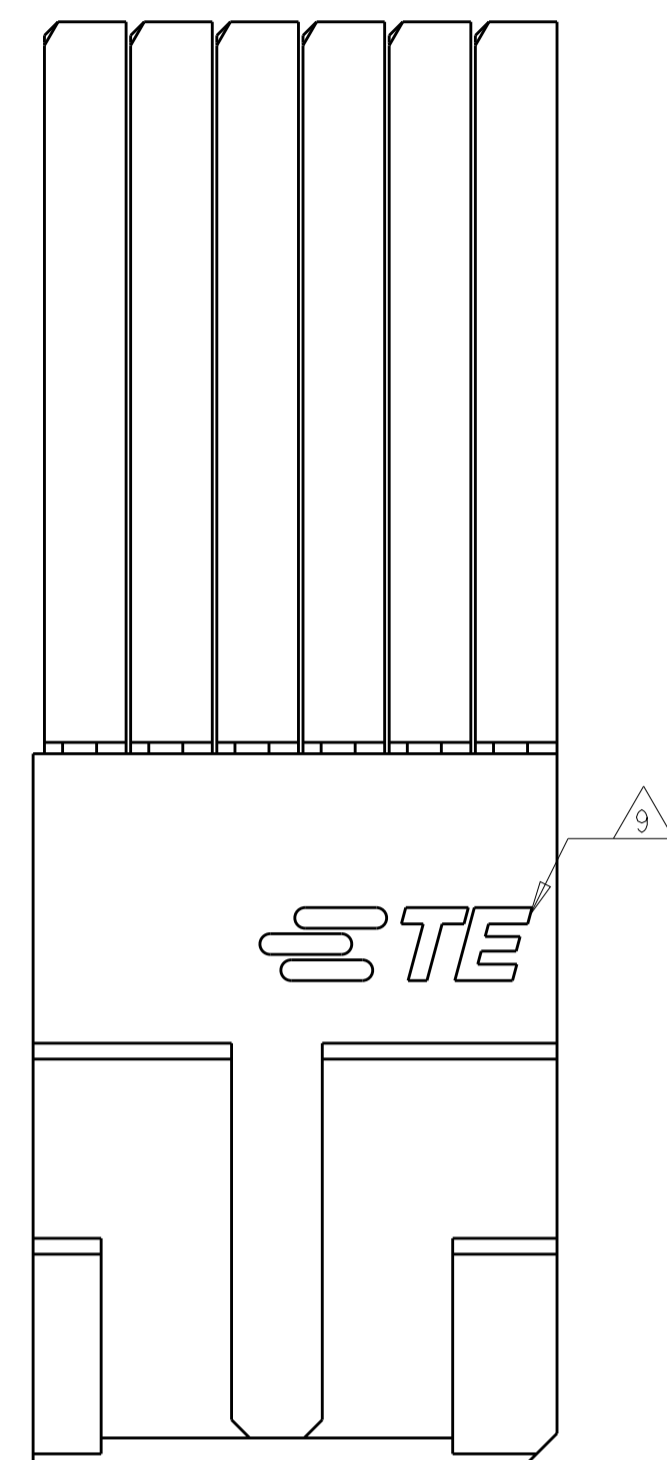


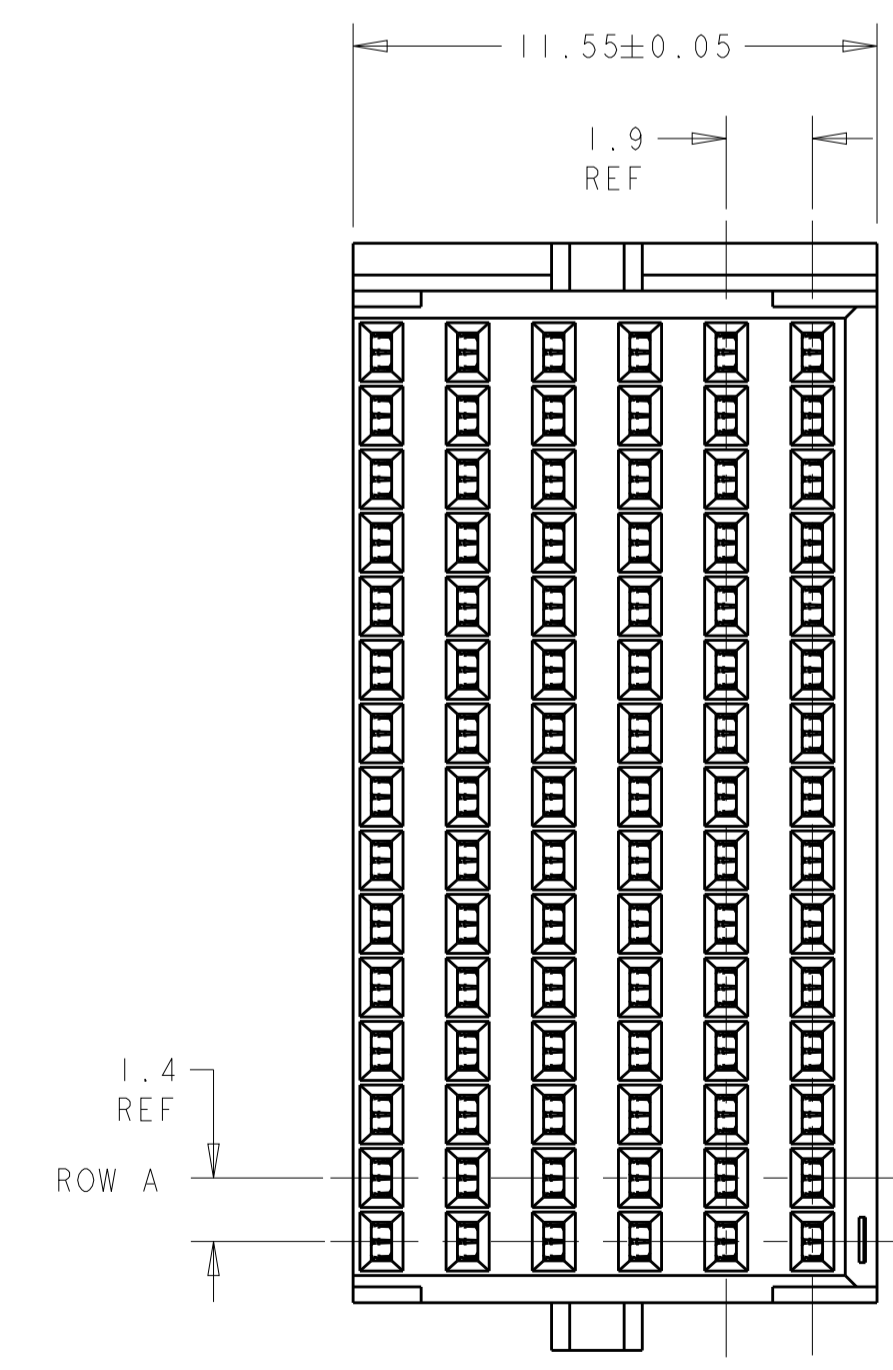
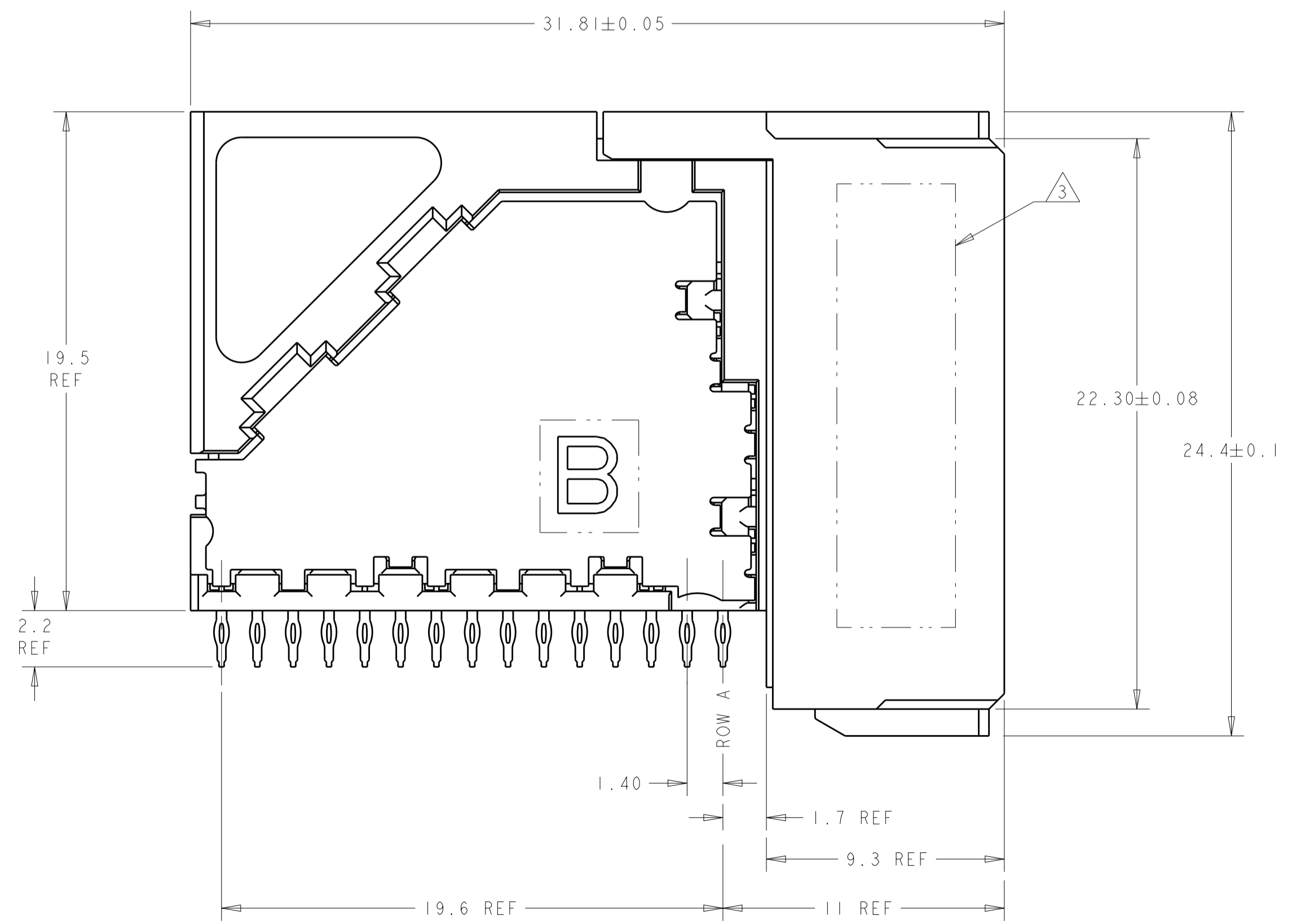
LOC		DIST		REVISIONS			
P	LTN	DESCRIPTION	DATE	DWN	APVD		
C		REVISED PER ECO-13-002771	22FEB2013	KH	RP		
D		REVISED PER ECO-19-012987	23AUG2019	AP	SY		



○ = SIGNAL
 ⊗ = GROUND
 RECOMMENDED PC BOARD LAYOUT
 DAUGHTER BOARD
 COMPONENT SIDE SHOWN
 SCALE 6:1



- △ MATERIAL:
CONTACT AND SHIELD - PHOS BRONZE
HOUSING AND CHICKLET - LCP, UL 94V-0, COLOR - BLACK
- △ FINISH:
CONTACT AREA FINISH CONFORMS TO THE REQUIREMENTS OF TE PRODUCT SPECIFICATION 108-2303; BASED ON TELCORDIA GR-1217-CORE FOR SYSTEM QUALITY LEVEL III, APPLICATIONS IN CONTROLLED ENVIRONMENTS (CENTRAL OFFICE).
COMPLIANT PIN AREA- 0.5µm MIN MATTE TIN OVER 1.27µm MIN NICKEL.
SHIELD 1.27µm MIN NICKEL.
- △ CONNECTOR MARKED ON EITHER SIDE OF HOUSING WITH PART NUMBER, DATE CODE AND STANDARD IN APPROXIMATE AREA SHOWN.
- △ DIMENSION APPLIES TO CENTERLINE OF THRU HOLE.
- △ DATUMS AND BASIC DIMENSIONS ESTABLISHED BY CUSTOMER.
- 6. CONTACT AREA LUBRICATED WITH BELLCORE APPROVED LUBRICANT. TECHNICAL REFERENCE: GR-1217-CORE, ISSUE 1, NOVEMBER 1995.
- △ REFERENCE APPLICATION SPEC 114-13202 FOR RECOMMENDED PLATED THRU HOLE DIAMETER AND PLATING THICKNESSES.
- △ THE GROUNDS IN EACH COLUMN ARE COMMONED.
- △ SHOWN LOGO OR OTHER TE OWNED LOGOS IN APPROXIMATE AREA



1934219-1
 PART NUMBER

THIS DRAWING IS A CONTROLLED DOCUMENT.		DWN S. MAGARO 31JAN2007	
DIMENSIONS: mm		CHK W. DAVIS 31JAN2007	
TOLERANCES UNLESS OTHERWISE SPECIFIED:		APVD R. PATTERSON 08APR2009	NAME
0 PLC ±	1 PLC ±	PRODUCT SPEC	RECEPTACLE ASSEMBLY, 5 PAIR, 6 COLUMN
2 PLC ±	3 PLC ±	APPLICATION SPEC	
4 PLC ±	ANGLES ±	FINISH	SIZE CAGE CODE DRAWING NO RESTRICTED TO
MATERIAL	FINISH	WEIGHT	A100779C=1934219
CUSTOMER DRAWING		SCALE 6:1	SHEET 1 OF 1 REV D