



specifications

Consumption	Lumen Output	Efficacy	Voltage	CRI	Lens	Heat Sink	L70 hours	SP	Ambient Temp (F)	Power Factor	UL listing	THC	Beam Angle
60 W	8,400	140 lm / W	100 - 277 V ⚡	> 80	clear polycarbonate	aluminum	50,000	6 KV	-40° - 113°	> 0.9	damp location	< 20%	omni-directional

select your lamp

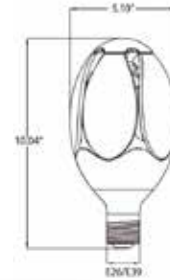
Part Number	Color Temp	Base
GI-HLCC-D250-E26UL3	4000K	E26
GI-HLCC-C250-E26UL3	5000K	E26
GI-HLCC-D250-UL3	4000K	E39
GI-HLCC-C250-UL3	5000K	E39

add occupancy sensor*

Part Number
GI-ACC-OS-250HL occupancy sensor

other

Dimensions	Warranty	Gross Weight	Case QTY
10.04" (L) x 5.10" (D)	6 years	3.086 lbs	6 pcs

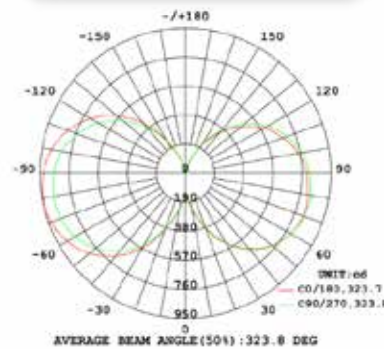


Features


- No UV or IR radiation.
- 50,000 hour LED lifespan based on IES LM-80 results and TM-21 calculations
- 80% energy savings compared to HID technology
- Available with a motion/occupancy sensor



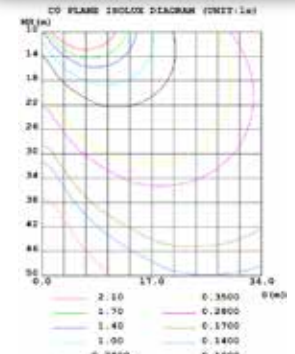
Luminous Intensity Distribution



Distance vs Illumination



Isolux Diagram



Not all product variations listed on this page may be DLC qualified. Visit www.designlights.org/search to confirm qualification.

