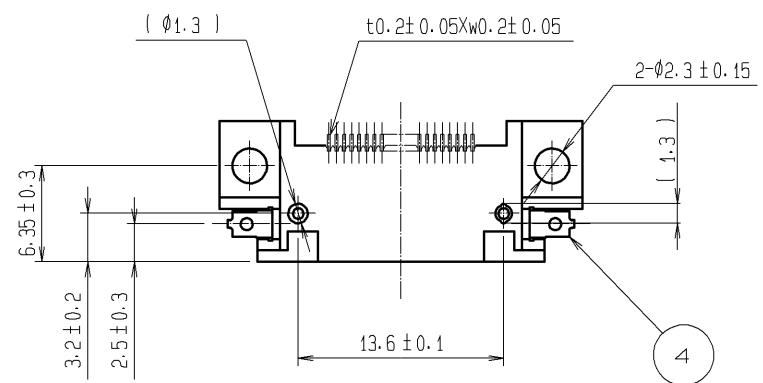
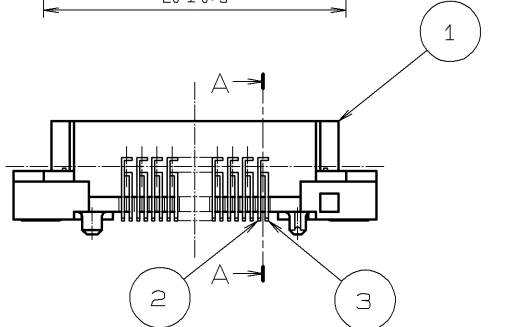
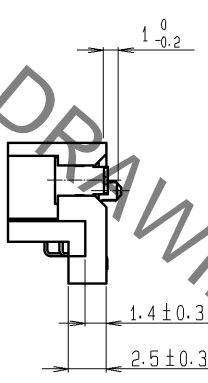
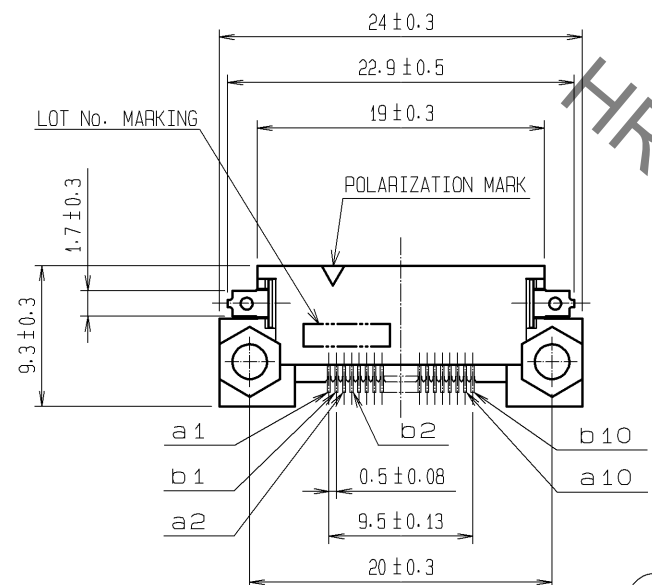
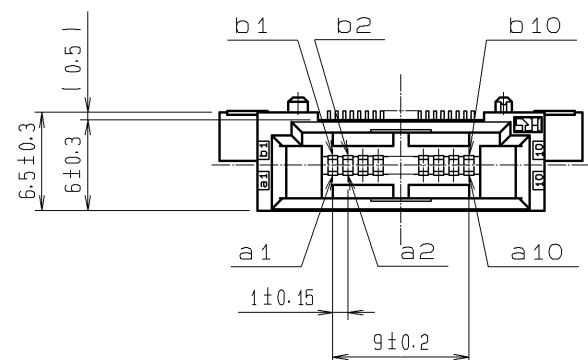
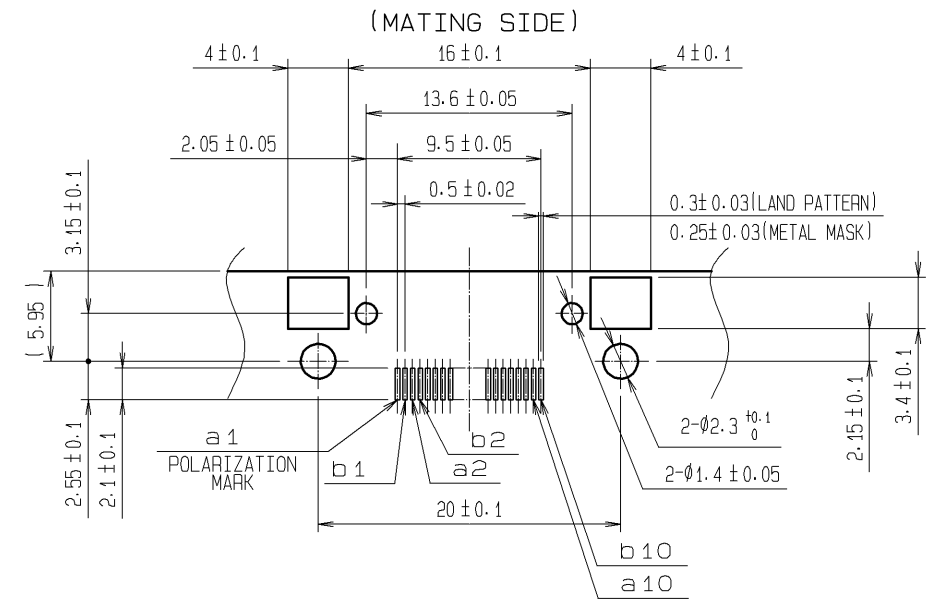


May.1.2023 Copyright 2023 HIROSE ELECTRIC CO., LTD. All Rights Reserved.
 In case of consideration for using Automotive equipment / device which demand high reliability, kindly contact our sales window correspondents.

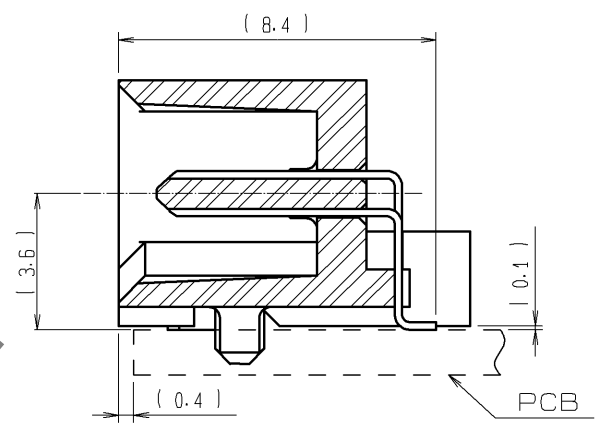


- NOTES 1. LEAD CO-PLANARITY INCLUDING REINFORCED METAL FITTINGS TO BE 0.1 MAX.
 2. NOTE THAT THE REFERENCE TIGHTENING TORQUE IS 0.15 N·m.
 3. THE DIMENSIONS IN PARENTHESES ARE FOR REFERENCE.

RECOMMENDED LAND PATTERN DIMENSION OF PCB(MOUNTING SIDE)



A-A (5:1)



4	BRASS	TIN-PLATING	2, 3	BRASS	CONTACT AREA: GOLD 0.1μm min.
1	POLYAMIDE	BEIGE UL94V-0			LEAD AREA: TIN-PLATING 1μm min.
					UNDER PLATING: NICKEL 1μm min.
NO.	MATERIAL	FINISH . REMARKS	NO.	MATERIAL	FINISH . REMARKS
UNITS mm			SCALE 2:1	COUNT	
		DESCRIPTION OF REVISIONS		DESIGNED	CHECKED
		APPROVED : HS. OKAWA	07.10.30	DRAWING NO. EDC3-151380-21	
		CHECED : HS. OZAWA	07.10.30	PART NO. FX5-20P-SH(71)	
		DESIGNED : SY. KAMIGA	07.10.30	CODE NO. CL575-0001-7-71	
		DRAWN : HK. SUNADORI	07.10.26		