Apr.1.2023 Copyright 2023 HIROSE ELECTRIC CO., LTD. All Rights Reserved.
In case of consideration for using Automotive equipment / device which demand high reliability, kindly contact our sales window correspondents.

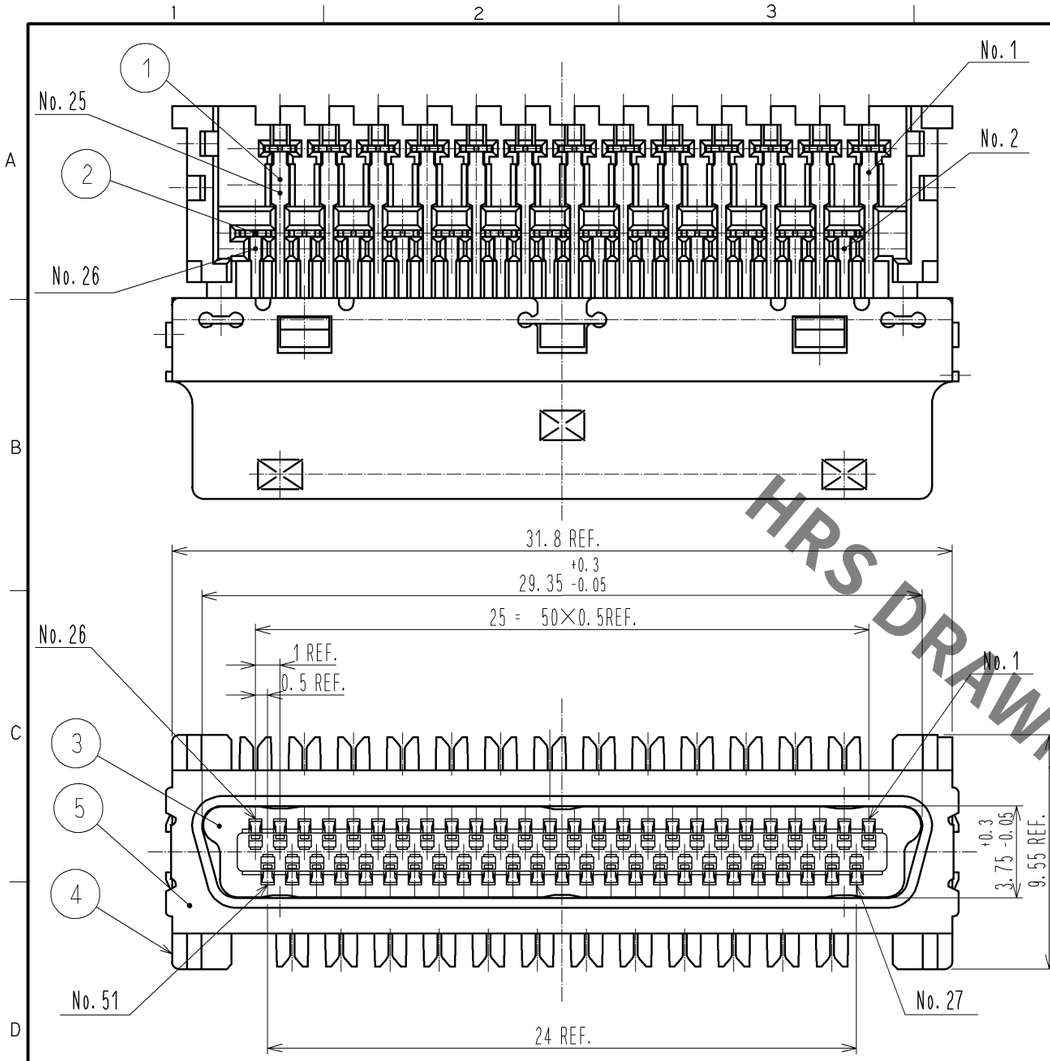

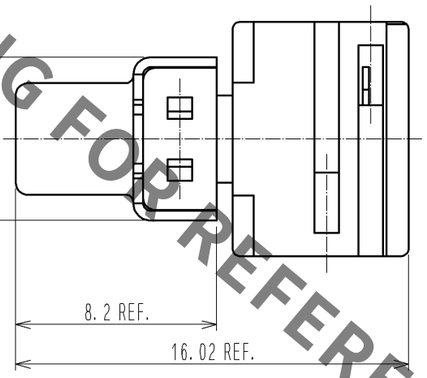

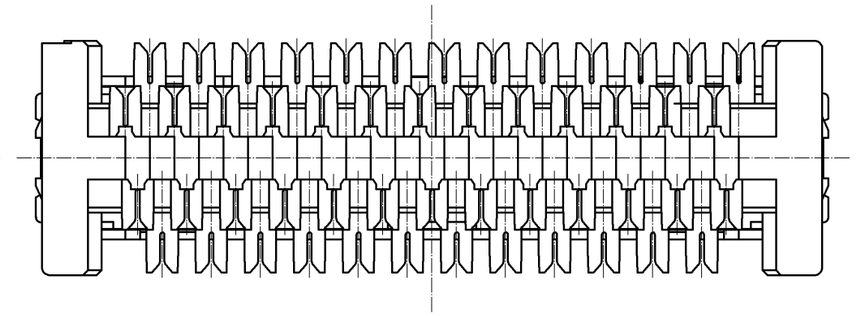

ATTACHED PARTS (2 : 1)

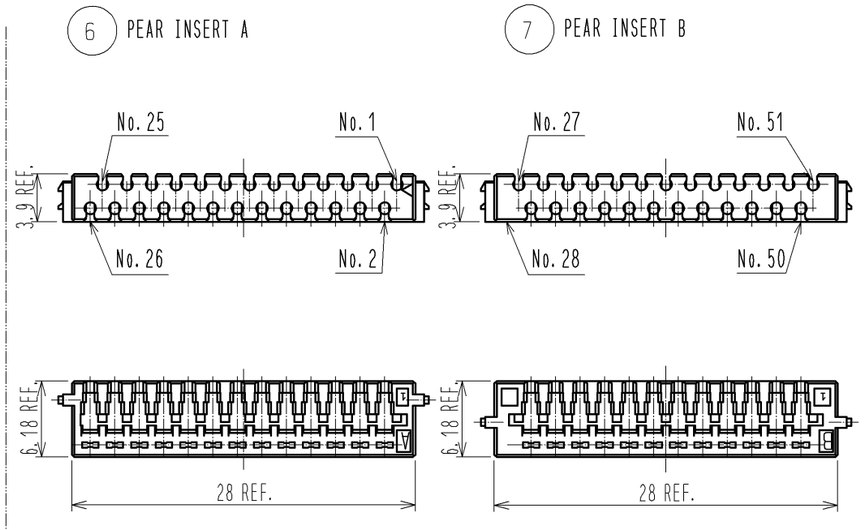

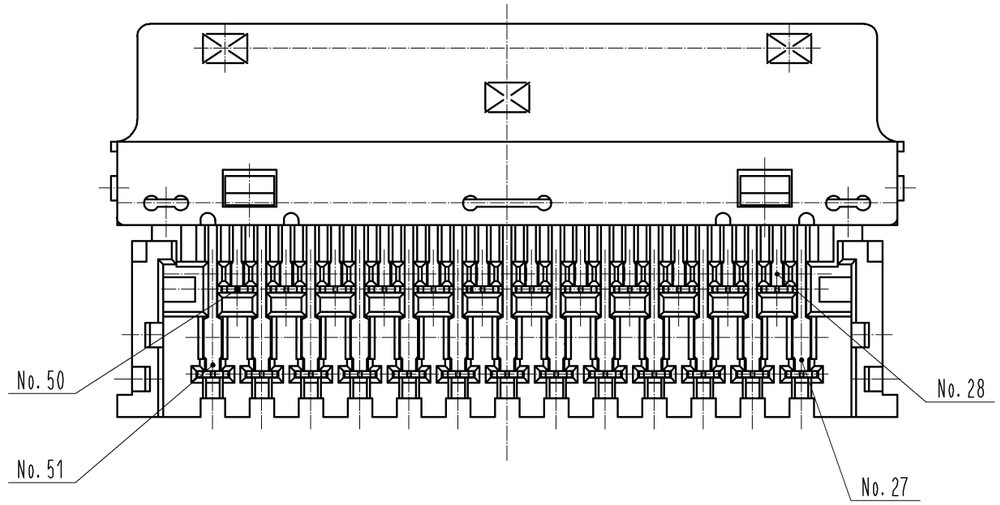

NOTE 1 COMPONENTS OF REF. NO. ⑥ AND ⑦ ARE ATTACHED PARTS.

2 CONTACT AREA : GOLD 0.2μm MIN
INSULATION DISPLACEMENT AREA : GOLD 0.03μm MIN
UNDER PLATING : NICKEL 1μm MIN

3 THIS PRODUCT SHALL BE MATED WITH A 'DH60*-51P*'.

4 THIS PRODUCT SHALL BE USED ASSEMBLED TO A COVER CASE 'DH-51-C**B' AND A CLAMP 'DH-51-CMB(9.6)'.

HRS DRAWING FOR REFERENCE

NO.	MATERIAL	FINISH , REMARKS
3	POLYAMID	UL94V-0(BLACK)
2	COPPER ALLOY	2
1	COPPER ALLOY	2

NO.	MATERIAL	FINISH , REMARKS
7	PBT	UL94V-0(BLACK)
6	PBT	UL94V-0(NATURAL)
5	STAINLESS STEEL	PLATING:NICKEL 1μm MIN
4	POLYAMID	UL94V-0(BLACK)

UNITS	SCALE	COUNT	DESCRIPTION OF REVISIONS	DESIGNED	CHECKED	DATE
mm	4 : 1					

HRS HIROSE ELECTRIC CO., LTD.

APPROVED	: AO. SUZUKI	09.10.07	DRAWING NO.	EDC3-126597-00
CHECKED	: KN. ICHIKAWA	09.10.07	PART NO.	DH30B-51S
DESIGNED	: MO. SHIMOYAMA	09.10.07		
DRAWN	: TM. ONO	09.10.07	CODE NO.	CL244-0020-9-00 △ 1/1

FORM HC0011-5-7