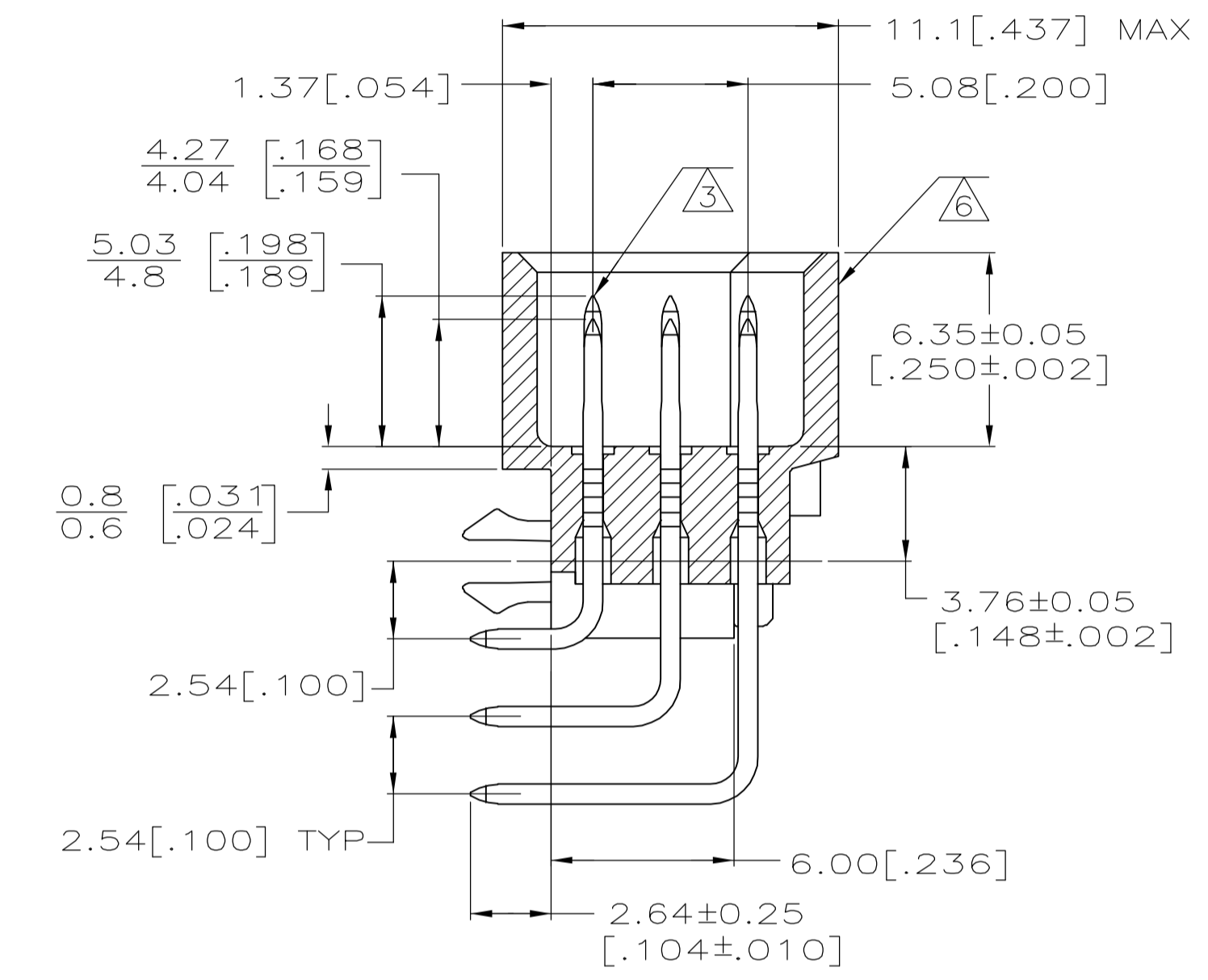
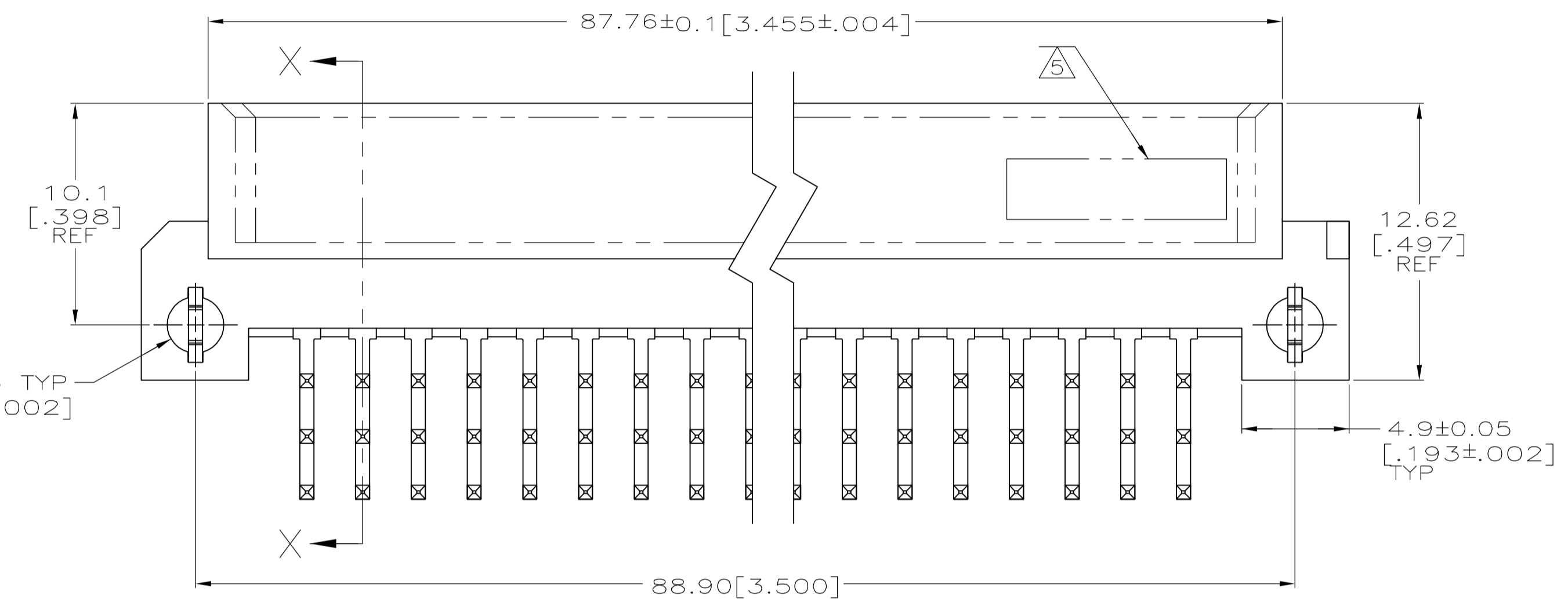
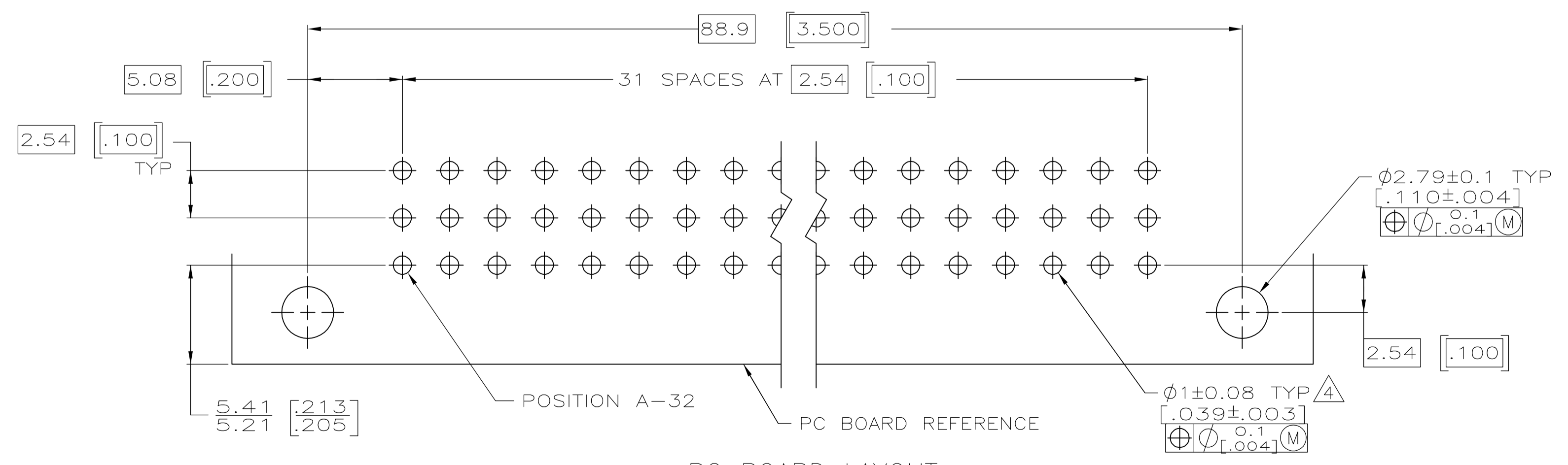
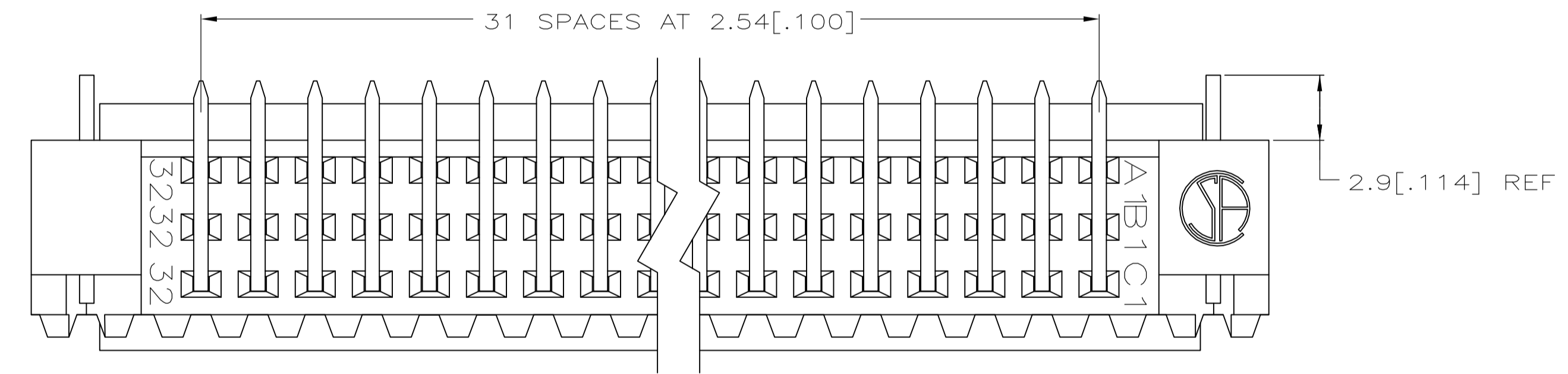


- 1 HOUSING MATERIAL: GLASS-FILLED POLYESTER. COLOR: GRAY.
- 2 POST MATERIAL: BRASS.
- 3 POST FINISH: DIN 41612 CLASS 2 IN CONTACT AREA. TIN-LEAD PLATE ON POSTS.
- 4 RECOMMENDED HOLE SIZE FOR MANUAL APPLICATION OF CONNECTOR ONTO PC BOARD.
- 5 PART NUMBER, DATE CODE MARKED THIS APPROXIMATE AREA.
- 6 MARKING ON THIS SIDE.



SECTION X-X



PC BOARD LAYOUT
 RECOMMENDED PC BOARD THICKNESS 1.57[.062]

THIS DRAWING IS A CONTROLLED DOCUMENT.		DWN L. BRINER 7/1/92		Tyco Electronics Corporation Harrisburg, PA 17105-3608	
DIMENSIONS: mm [INCHES]		CHK R. PATTERSON 7/14/92		NAME	PIN ASSEMBLY, EUROCARD, TYPE C WITH BOARD-LOCKS AND MFBL CONTACTS
TOLERANCES UNLESS OTHERWISE SPECIFIED:		APVD	PRODUCT SPEC	RESTRICTED TO	
0 PLC ± - 1 PLC ± - 2 PLC ± - 3 PLC ± 0.13[.005] 4 PLC ± - ANGLES ± -		APPLICATION SPEC	SIZE	CAGE CODE	DRAWING NO
MATERIAL		WEIGHT	A1	00779	536366
FINISH		CUSTOMER DRAWING	SCALE	5:1	SHEET 1 OF 2

NONE	1-32	C	32	2-536366-2 OBSOLETE
1-32	NONE	B	32	
NONE	1-32	A	32	
NONE	1-32	C	32	2-536366-1 OBSOLETE
20	1-19,21-32	B	32	
1,20	2-19-21-32	A	32	
NONE	1-32	C	32	2-536366-0 OBSOLETE
NONE	1-32	B	32	
32	1-31	A	32	
1,2,31,32	3-30	C	32	1-536366-9 OBSOLETE
1,2,29,30,31,32	3-28	B	32	
1,2,29,30,31,32	3-28	A	32	
NONE	1-32	C	32	1-536366-8
NONE	1-32	B	32	
1,3,9,27,29,31,32	2,4-8,10-26,28,30	A	32	
1,2,31,32	3-30	C	32	1-536366-7
NONE	1-32	B	32	
32	1-31	A	32	
POSITIONS LOADED WITH 4.93[.194] CONTACTS	POSITIONS LOADED WITH 4.16[.164] CONTACTS	ROWS	NO. OF LOADED POSITION	ASSY PART NUMBER

32	2,5,8,13-31	C	23	1-536366-6 OBSOLETE
32	13-31	B	20	
1,32	4,7,13-31	A	23	
NONE	1-32	C	32	1-536366-5 OBSOLETE
NONE	NONE	B	0	
26 & 28	1-25, 27, 29-32	A	32	
5,26,28	1-4,6-25,27,29-32	C	32	1-536366-4 OBSOLETE
NONE	1-32	B	32	
5,17,25,28	1-4,6-16,18-24,26,27,29-32	A	32	
2,31	1,3-30,32	C	32	1-536366-3 OBSOLETE
2,31	1,3-30,32	B	32	
2,31	1,3-30,32	A	32	
9	1-8,10-32	C	32	1-536366-2 OBSOLETE
NONE	1-32	B	32	
9	1-8,10-32	A	32	
NONE	1-32	C	32	1-536366-1 OBSOLETE
1-9,26-32	10-25	B	32	
NONE	1-32	A	32	
1,12,14,21,22,32	2-11,13,15-20,23-31	C	32	1-536366-0 OBSOLETE
12,14,21,22,32	1-11,13,15-20,23-31	B	32	
1,12,14,21,22,32	2-11,13,15-20,23-31	A	32	
5,26,28	1-4,6-25,27,29-32	C	32	536366-9 OBSOLETE
NONE	NONE	B	0	
5,17,25,28	1-4,6-16,18-24,26,27,29-32	A	32	
31	1-30,32	C	32	536366-8 OBSOLETE
1,2,31	3-30,32	B	32	
31	1-30,32	A	32	
1-31	32	C	32	536366-7 OBSOLETE
1-32	NONE	B	32	
1-31	32	A	32	
1,2,31,32	3-30	C	32	536366-6
12	1-11,13-32	B	32	
NONE	1-32	A	32	
1,32	2-31	C	32	536366-5
NONE	1-32	B	32	
1,32	2-31	A	32	
3-30	1,2,31,32	C	32	536366-4 OBSOLETE
3-30	1,2,31,32	B	32	
1,3-30,32	2,31	A	32	
3-30	1,2,31,32	C	32	536366-3 OBSOLETE
1,3-30,32	2,31	B	32	
1,3-30,32	2,31	A	32	
1,2,31,32	3-30	C	32	536366-2 OBSOLETE
1,2,31,32	3-30	B	32	
1,2,31,32	3-30	A	32	
1,32	2-31	C	32	536366-1
1,32	2-31	B	32	
1,32	2-31	A	32	
POSITIONS LOADED WITH 4.93[.194] CONTACTS	POSITIONS LOADED WITH 4.16[.164] CONTACTS	ROWS	NO. OF LOADED POSITION	ASSY PART NUMBER

THIS DRAWING IS A CONTROLLED DOCUMENT.		DWN L. BRINER 10/21/98	Tyco Electronics Corporation Harrisburg, PA 17105-3608
DIMENSIONS: mm [INCHES]		CHK C. RICHARD 10/21/98	
TOLERANCES UNLESS OTHERWISE SPECIFIED:		APVD -	NAME
0 PLC ± - 1 PLC ± - 2 PLC ± - 3 PLC ± 0.13[.005] 4 PLC ± - ANGLES ± -		PRODUCT SPEC	PIN ASSEMBLY, EUROCARD, TYPE C WITH BOARD-LOCKS AND MFBL CONTACTS
MATERIAL SEE SHEET		FINISH SEE SHEET 1	APPLICATION SPEC
WEIGHT		SIZE	SCALE
CUSTOMER DRAWING		00779	5:1
DRAWING NO. 536366		RESTRICTED TO	
SHEET 2 OF 2		REV	AB