



Main

| | |
|--------------------------------|--|
| Range of Product | Modicon ABE7 |
| Product or Component Type | Passive discrete I/O sub-base |
| Sub-base type | Miniature sub-base |
| [Us] rated supply voltage | 19...30 V IEC 61131-2 |
| Number of Channels | 16 |
| Number of terminal per channel | 1 |
| Connections - terminals | <p>Screw type terminals, 1 x 0.09...1 x 1.5 mm², 0.00...0.00 in² (0.09...1.5 mm²) AWG 28...AWG 16) flexible with cable end</p> <p>Screw type terminals, 1 x 0.14...1 x 2.5 mm², 0.00...0.00 in² (0.14...2.5 mm²) AWG 26...AWG 12) solid</p> <p>Screw type terminals, 1 x 0.14...1 x 2.5 mm², 0.00...0.00 in² (0.14...2.5 mm²) AWG 26...AWG 14) flexible without cable end</p> <p>Screw type terminals, 2 x 0.09...2 x 0.75 mm², 0.00...0.00 in² (0.09...0.75 mm²) AWG 28...AWG 20) flexible with cable end</p> <p>Screw type terminals, 2 x 0.2...2 x 2.5 mm², 0.00...0.00 in² (0.2...2.5 mm²) AWG 24...AWG 14) solid</p> |

Complementary

| | |
|-----------------------------------|--|
| Supply voltage type | DC |
| Number of horizontal rows | 1 |
| Status LED | Channel status 1 LED per channel Green) Power ON 1 LED Green) |
| Polarity distribution | No |
| Short-circuit protection | 2 A internal fuse, 5 x 20 mm, fast blow PLC end) |
| Fixing mode | By clips 35 mm symmetrical DIN rail) By screws solid plate with fixing kit) |
| Maximum supply current | 1.8 A |
| Current per channel | 0.5 A |
| Maximum current per output common | 1.8 A |
| Voltage drop on power supply fuse | 0.3 V |
| [Ui] rated insulation voltage | 2000 V |
| Installation category | II IEC 60664-1 |
| Tightening torque | 5.31 lbf.in (0.6 N.m) flat Ø 3.5 mm |
| Net Weight | 0.35 lb(US) (0.16 kg) |

Environment

| | |
|---------------------------------|---|
| Product Certifications | UL CSA BV LROS (Lloyds register of shipping) DNV GL EAC |
| IP degree of protection | IP2x conforming to IEC 60529 |
| Resistance to incandescent wire | 1382 °F (750 °C) 30 s IEC 60695-2-11 |
| Shock resistance | 15 gn 11 ms IEC 60068-2-27 |
| Vibration resistance | 2 gn 10...150 Hz)IEC 60068-2-6 |

| | |
|---------------------------------------|--|
| Resistance to electrostatic discharge | 4 kV contact) level 3 IEC 61000-4-2 8 kV air) level 3 IEC 61000-4-2 |
| Resistance to radiated fields | 9.14 V/m (10 V/m) 26000000...1000000000 Hz)IEC 61000-4-3 level 3 |
| Resistance to fast transients | 2 kV level 3 IEC 61000-4-4 |
| Ambient air temperature for operation | 23...140 °F (-5...60 °C) IEC 61131-2 |
| Ambient air temperature for storage | -40...176 °F (-40...80 °C) IEC 61131-2 |
| Pollution degree | 2 IEC 60664-1 |

Ordering and shipping details

| | |
|-----------------------|-----------------------------------|
| Category | 22375 - INTERFACE MODULE(ABA,R,S) |
| Discount Schedule | CP2 |
| GTIN | 3389110251180 |
| Nbr. of units in pkg. | 1 |
| Package weight(Lbs) | 5.33 oz (151 g) |
| Returnability | No |
| Country of origin | LV |

Packing Units

| | |
|------------------------------|-------------------------|
| Unit Type of Package 1 | PCE |
| Package 1 Height | 2.76 in (7 cm) |
| Package 1 width | 3.23 in (8.2 cm) |
| Package 1 Length | 5.35 in (13.6 cm) |
| Unit Type of Package 2 | S03 |
| Number of Units in Package 2 | 32 |
| Package 2 Weight | 11.44 lb(US) (5.189 kg) |
| Package 2 Height | 11.81 in (30 cm) |
| Package 2 width | 11.81 in (30 cm) |
| Package 2 Length | 15.75 in (40 cm) |

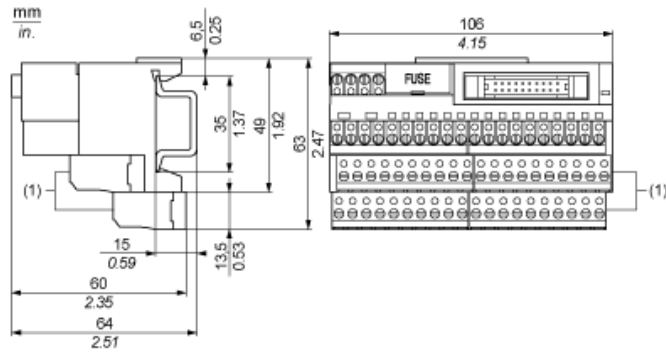
Offer Sustainability

| | |
|----------------------------|---|
| Sustainable offer status | Green Premium product |
| California proposition 65 | WARNING: This product can expose you to chemicals including: Lead and lead compounds, which is known to the State of California to cause cancer and birth defects or other reproductive harm. For more information go to www.P65Warnings.ca.gov |
| REACH Regulation | REACH Declaration |
| REACH free of SVHC | Yes |
| EU RoHS Directive | Pro-active compliance (Product out of EU RoHS legal scope) EU RoHS Declaration |
| Mercury free | Yes |
| RoHS exemption information | Yes |
| China RoHS Regulation | China RoHS Declaration |
| Environmental Disclosure | Product Environmental Profile |
| Circularity Profile | End Of Life Information |
| WEEE | The product must be disposed on European Union markets following specific waste collection and never end up in rubbish bins. |

Contractual warranty

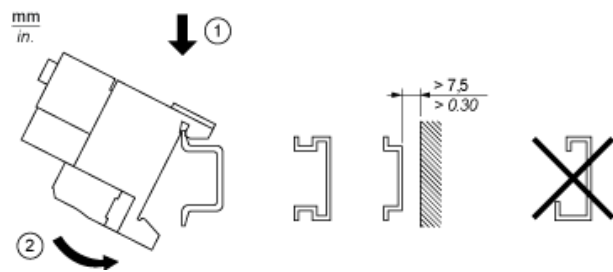
| | |
|----------|-----------|
| Warranty | 18 months |
|----------|-----------|

Dimensions

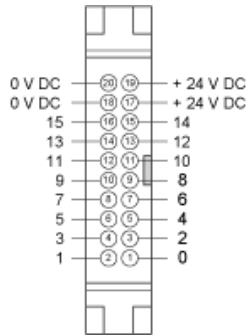


(1) ABE7BV10 / BV20

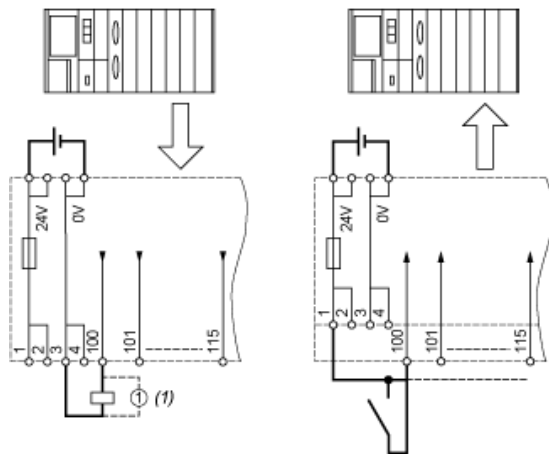
Mounting



HE10 16 Channels



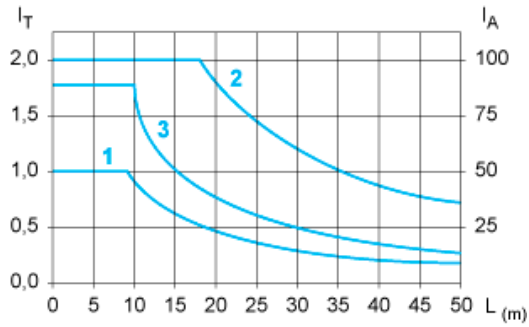
Wiring Diagram



(1) Inductive load

Curves for Determining Cable Type and Length According to the Current

16-channel Sub-base



L Cable length

I_T Total current per sub base (A)

I_A Average current per channel (mA)

(1) TSXCDP••2 and ABFH20H••0 cables with c.s.a. 0.08 mm² (AWG 28).

(2) TSXCDP••3 cables with c.s.a. 0.34 mm² (AWG 22).

(3) Cables with c.s.a. 0.13 mm² (AWG 26).

The curves are given for a voltage drop of 1 V in the cable. For n volts tolerance, multiply the length determined from the graph by n.