



## Main

Range of Product	Modicon ABE7
Product or Component Type	Passive discrete I/O sub-base
Sub-base type	Low cost sub-base
[Us] rated supply voltage	19...30 V IEC 61131-2
Number of Channels	16
Number of terminal per channel	1
Connections - terminals	Screw type terminals, 1 x 0.09...1 x 1.5 mm <sup>2</sup> AWG 28...AWG 16) flexible with cable end Screw type terminals, 1 x 0.14...1 x 2.5 mm <sup>2</sup> AWG 26...AWG 12) solid Screw type terminals, 1 x 0.14...1 x 2.5 mm <sup>2</sup> AWG 26...AWG 14) flexible without cable end Screw type terminals, 2 x 0.09...2 x 0.75 mm <sup>2</sup> AWG 28...AWG 20) flexible with cable end Screw type terminals, 2 x 0.2...2 x 2.5 mm <sup>2</sup> AWG 24...AWG 14) solid

## Complementary

Supply voltage type	DC
Number of horizontal rows	2
Product Compatibility	Modicon Premium PLC Modicon TSX Micro PLC
Status LED	Channel status 1 LED per channel Green) Power ON 1 LED Green)
Short-circuit protection	2 A internal fuse, 5 x 20 mm, fast blow PLC end)
Fixing mode	By clips 35 mm symmetrical DIN rail) By screws solid plate with fixing kit)
Maximum supply current	1.8 A
Current per channel	0.5 A
Maximum current per output common	1.8 A
Voltage drop on power supply fuse	0.3 V
[Ui] rated insulation voltage	2000 V terminals/mounting rails
Installation category	II IEC 60664-1
Tightening torque	5.31 lbf.in (0.6 N.m) flat Ø 3.5 mm
Net Weight	0.90 lb(US) (0.41 kg)

## Environment

Product Certifications	UL CSA LROS (Lloyds register of shipping) BV GL DNV EAC
IP degree of protection	IP2x conforming to IEC 60529
Resistance to incandescent wire	1382 °F (750 °C) 30 s IEC 60695-2-11
Shock resistance	15 gn 11 ms IEC 60068-2-27
Vibration resistance	2 gn 10...150 Hz)IEC 60068-2-6
Resistance to electrostatic discharge	4 kV contact) level 3 IEC 61000-4-2 8 kV air) level 3 IEC 61000-4-2

Resistance to radiated fields	9.14 V/m (10 V/m) 26000000...1000000000 Hz)IEC 61000-4-3 level 3
Resistance to fast transients	2 kV level 3 IEC 61000-4-4
Ambient air temperature for operation	23...140 °F (-5...60 °C) IEC 61131-2
Ambient air temperature for storage	-40...176 °F (-40...80 °C) IEC 61131-2
Pollution degree	2 IEC 60664-1

## Ordering and shipping details

Category	22375 - INTERFACE MODULE(ABA,R,S)
Discount Schedule	CP2
GTIN	3389110250954
Nbr. of units in pkg.	1
Package weight(Lbs)	13.58 oz (385 g)
Returnability	No
Country of origin	LV

## Packing Units

Unit Type of Package 1	PCE
Package 1 Height	3.03 in (7.7 cm)
Package 1 width	8.15 in (20.7 cm)
Package 1 Length	11.42 in (29 cm)
Unit Type of Package 2	S04
Number of Units in Package 2	10
Package 2 Weight	10.23 lb(US) (4.642 kg)
Package 2 Height	11.81 in (30 cm)
Package 2 width	15.75 in (40 cm)
Package 2 Length	23.62 in (60 cm)

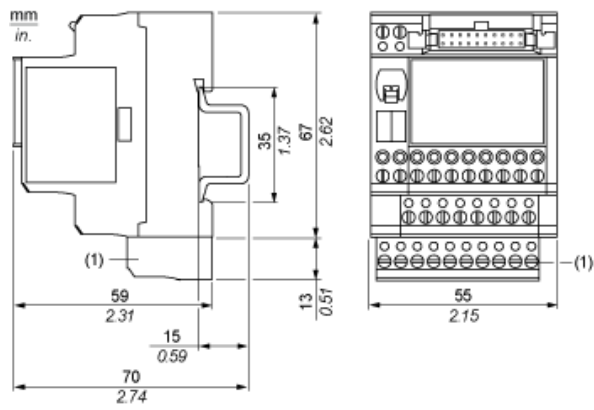
## Offer Sustainability

California proposition 65	WARNING: This product can expose you to chemicals including: Lead and lead compounds, which is known to the State of California to cause cancer and birth defects or other reproductive harm. For more information go to <a href="http://www.P65Warnings.ca.gov">www.P65Warnings.ca.gov</a>
REACH Regulation	<a href="#">REACH Declaration</a>
REACH free of SVHC	Yes
EU RoHS Directive	Pro-active compliance (Product out of EU RoHS legal scope) <a href="#">EU RoHS Declaration</a>
Mercury free	Yes
RoHS exemption information	<a href="#">Yes</a>
China RoHS Regulation	<a href="#">China RoHS Declaration</a>
WEEE	The product must be disposed on European Union markets following specific waste collection and never end up in rubbish bins.

## Contractual warranty

Warranty	18 months
----------	-----------

Dimensions

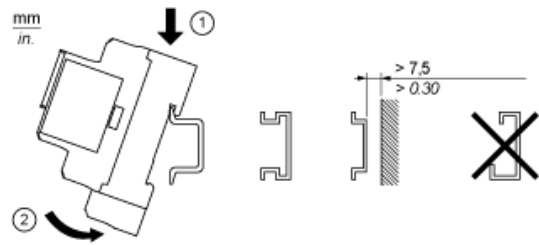


(1) ABE7BV10

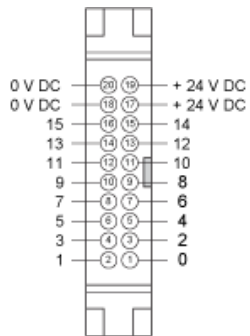
---

Mounting

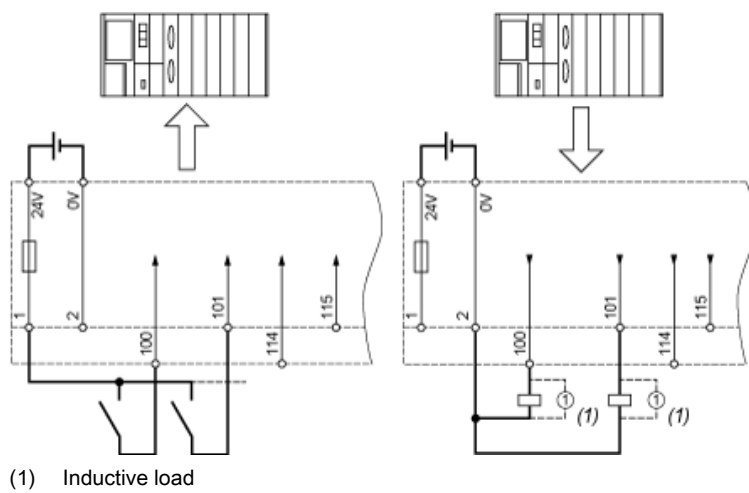
---



HE10 16 Channels

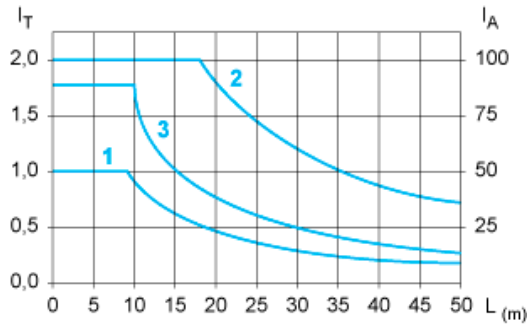


Wiring Diagram



Curves for Determining Cable Type and Length According to the Current

16-channel Sub-base



L Cable length

I<sub>T</sub> Total current per sub base (A)

I<sub>A</sub> Average current per channel (mA)

(1) TSXCDP••2 and ABFH20H••0 cables with c.s.a. 0.08 mm<sup>2</sup> (AWG 28).

(2) TSXCDP••3 cables with c.s.a. 0.34 mm<sup>2</sup> (AWG 22).

(3) Cables with c.s.a. 0.13 mm<sup>2</sup> (AWG 26).

The curves are given for a voltage drop of 1 V in the cable. For n volts tolerance, multiply the length determined from the graph by n.