



Ex feed-through terminal ATEX-certified, Screw connection, Mounting type: Mounting rail TS 35/7.5, Rated cross-section: 16 mm², Width: 11.9 mm, Colour: Beige

Business data

Article number	1409.2
Article name	RK 16/35 N Ex BG
GTIN (EAN)	4044211107871
Explosion-proof version (EEx e)	yes
Packaging unit	50
Quantity unit	PC
Weight per piece (not including packaging)	27 g
Weight per piece (including packaging)	28.44 g
Unit of weight	G
Customs number	85369010
Country of origin	DE
Prio-Article	1409.2
Product description	Ex feed-through terminal ATEX-certified

Technical data

Dimensions

Length	54 mm
Width	11.9 mm
Height TS 35/7.5	47 mm

Ratings

Rated voltage	500 V
Rated current	76 A
Rated cross-section	16 mm ²
Rated impulse voltage	8 kV
Overvoltage category	III
Contamination degree	3
Maximum power dissipation for nominal condition	2.43 W

Connection data

Connection principle	Screw connection
Connection position	Lateral
Connections	2
Number of terminals per level	2
Number of levels	1
Wire cross-section single-core (rigid) / stranded, min.	2.5 mm ²
Wire cross-section single core (rigid)/stranded, max.	25 mm ²
Wire cross-section stranded, min.	0.2 mm ²
Wire cross-section stranded, max.	4 mm ²
Wire cross-section stranded with wire-end ferrules, min.	2.5 mm ²
Wire cross-section stranded with wire-end ferrules, max.	16 mm ²
Wire cross-section AWG, min.	12
Wire cross-section AWG, max.	4
Stripping length	15 mm
Screw head	Slotted
Screw threading	M 5
Tightening torque, min.	2 Nm
Tightening torque, max.	4 Nm

Technical data

Materials

Insulation housing	Polyamide 6.6
Flammability class UL 94	V-2
Working temperature, min.	-40 °C
Working temperature, max.	105 °C

Further technical data

Mounting type	Mounting rail TS 35/7,5
Gauge plug acc. to EN 60 947-1	B7
Number of cross-connection channels	1

Environmental Product Compliance

REACH Conform	yes
REACH Candidate Substance Note	No
RoHS Conform	yes

Approvals

Standards and regulations

ATEX certification number	TÜV ATEX 7092U
EAC approval	TR ZU 004/2011
EAC approval granted	yes

CSA approval

CSA approval	C22.2 No 158
CSA approval granted	yes
CSA Usegroup C: rated voltage	600 V
CSA Usegroup C: rated current	85 A
CSA wire cross-section AWG, min.	12
CSA wire cross-section AWG, max.	4
CSA stripping length	15 mm
CSA File Number	042110_0_000

CSAus approval

CSAus approval	UL 1059
CSAus approval granted	yes
CSAus Usegroup C: rated voltage	600 V
CSAus Usegroup C: rated current	85 A
CSAus wire cross-section AWG, min.	12
CSAus wire cross-section AWG, max.	4
CSAus stripping length	15 mm
CSAus File Number	042110_0_000

cUL Recognized

cUL approval	C22.2 No 158
cUL Usegroup C: rated voltage	600 V
cUL Usegroup C: rated current	85 A
cUL wire cross-section single-core (rigid) AWG, min.	10
cUL wire cross-section single-core (rigid) AWG, max.	4
cUL wire cross-section stranded AWG, min.	10
cUL wire cross-section stranded AWG, max.	4
cUL torque	20 Nm
cUL wire material	Cu
cUL File Number	E95701
cUL Recognized	1

Approvals

KEMA KEUR approval

KEMA KEUR approval	EN 60947-7-1:2009
KEMA KEUR approval granted	yes
KEMA rated voltage	800 V
KEMA rated current	76 A
KEMA rated impulse voltage	8 kV
KEMA wire cross-section single core (rigid), min.	2.5 mm ²
KEMA wire cross-section single-core (rigid), max.	25 mm ²
KEMA wire cross-section stranded, min.	2.5 mm ²
KEMA wire cross-section stranded, max.	16 mm ²


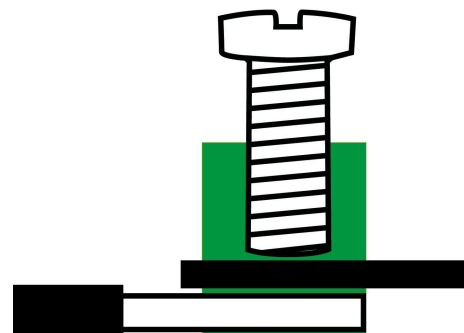
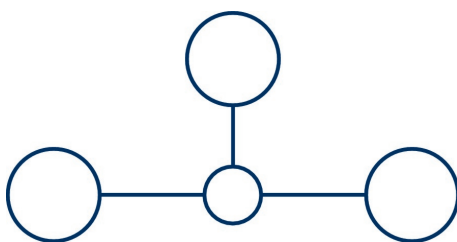
UL Recognized

UL approval	UL 1059
UL Usegroup C: rated voltage	600 V
UL Usegroup C: rated current	85 A
UL wire cross-section single-core (rigid) AWG, min.	10
UL wire cross-section single-core (rigid) AWG, max.	4
UL wire cross-section stranded AWG, min.	10
UL wire cross-section stranded AWG, max.	4
UL torque	20 Lb In
UL wire material	Cu
UL factory wiring	1
UL field wiring	1
UL File Number	E95701
UL Recognized	1

German Lloyd approval

DNV GL Certificate number	TAE000014T
DNV GL Location Classes	Temperature: B, Humidity: B, Vibration: A
DNV GL approval granted	1
DNV GL rated cross-section	16 mm ²
DNV GL rated current	76 A
DNV GL rated voltage	800 V
DNV GL test standard	IEC 60947-7-1:2002

Media



Accessories

Cover



Cover, Length: 26.5 mm, Width: 12 mm, Colour: White

Article number	Article name	GTIN (EAN)	Packaging unit
<u>2967.0</u>	AD 1/12/N WH	4044211056964	20 ST



Cover, Length: 26.5 mm, Width: 12 mm, Colour: Yellow

Article number	Article name	GTIN (EAN)	Packaging unit
<u>2955.0</u>	AD 1/12/N/B YE	4044211056834	20 ST

End stop



End stop, Mounting type: Mounting rail TS 35/7.5, Width: 9.5 mm, Colour: Beige

Article number	Article name	GTIN (EAN)	Packaging unit
<u>2828.0</u>	ES 35/K/ST BG	4044211055547	50

Cross-connector



Cross-connector, No. of poles: 2, Mounting type: Can be screwed on, Width: 20.1 mm, Rated cross-section: 16 mm², Colour: natural

Article number	Article name	GTIN (EAN)	Packaging unit
<u>2257.0</u>	Q 2	4044211050702	20 ST



Cross-connector, No. of poles: 10, Mounting type: Can be screwed on, Width: 115.3 mm, Rated cross-section: 16 mm², Colour: natural

Article number	Article name	GTIN (EAN)	Packaging unit
<u>2266.0</u>	Q 10	4044211050757	10 ST

1409.2 RK 16/35 N Ex BG

Cross-connector



Cross-connector, No. of poles: 3, Mounting type: Can be screwed on, Width: 32 mm, Rated cross-section: 16 mm², Colour: natural


Article number	Article name	GTIN (EAN)	Packaging unit
<u>2258.0</u>	Q 3	4044211050719	20 ST



Cross-connector, No. of poles: 4, Mounting type: Can be screwed on, Width: 43.9 mm, Rated cross-section: 16 mm², Colour: natural

Article number	Article name	GTIN (EAN)	Packaging unit
<u>2265.0</u>	Q 4	4044211050740	10 ST

Quick marking



Terminal marker / Pocket Maxicard, Length: 5 mm, Width: 6 mm, Colour: White

Article number	Article name	GTIN (EAN)	Packaging unit
<u>4702.7</u>	PMC SB 6/50 WH	4044211089986	500 ST

Screwdriver



Screwdriver with bare blade, Colour: Black-grey

Article number	Article name	GTIN (EAN)	Packaging unit
<u>1087.0</u>	SDB 0,8x4,0	4044211014803	1 ST