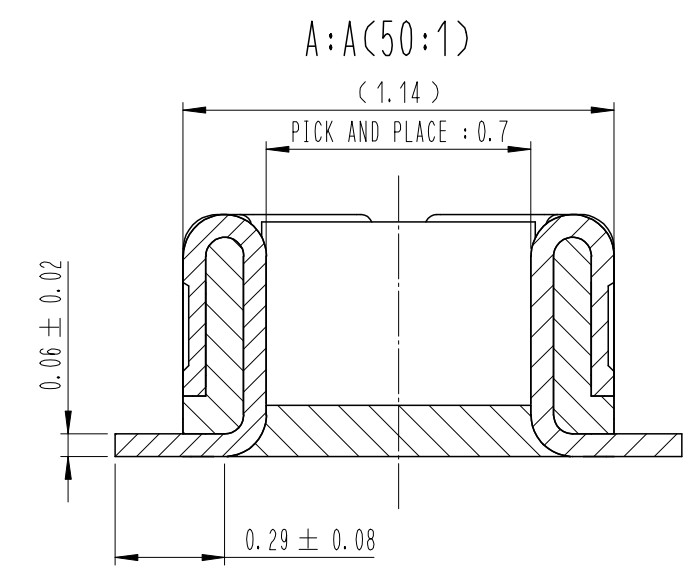
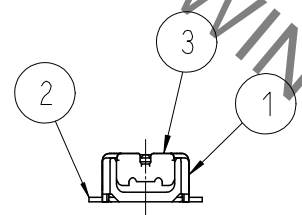
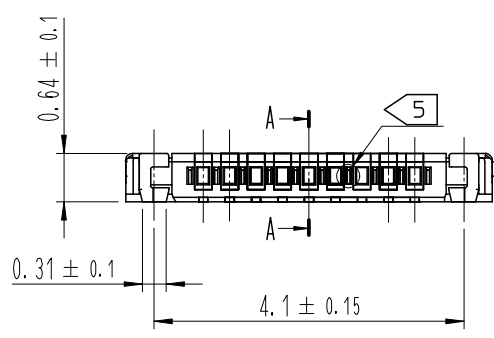
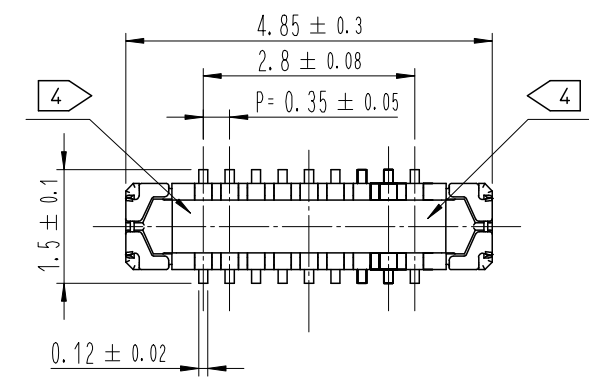
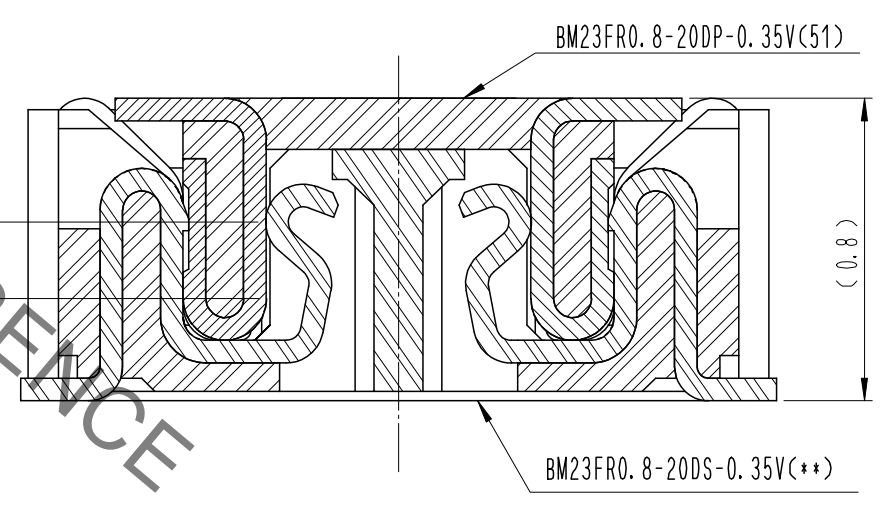


May.1.2023 Copyright 2023 HIROSE ELECTRIC CO., LTD. All Rights Reserved.
In case of consideration for using Automotive equipment / device which demand high reliability, kindly contact our sales window correspondents.



ENGAGEMENT FIGURE (50:1)



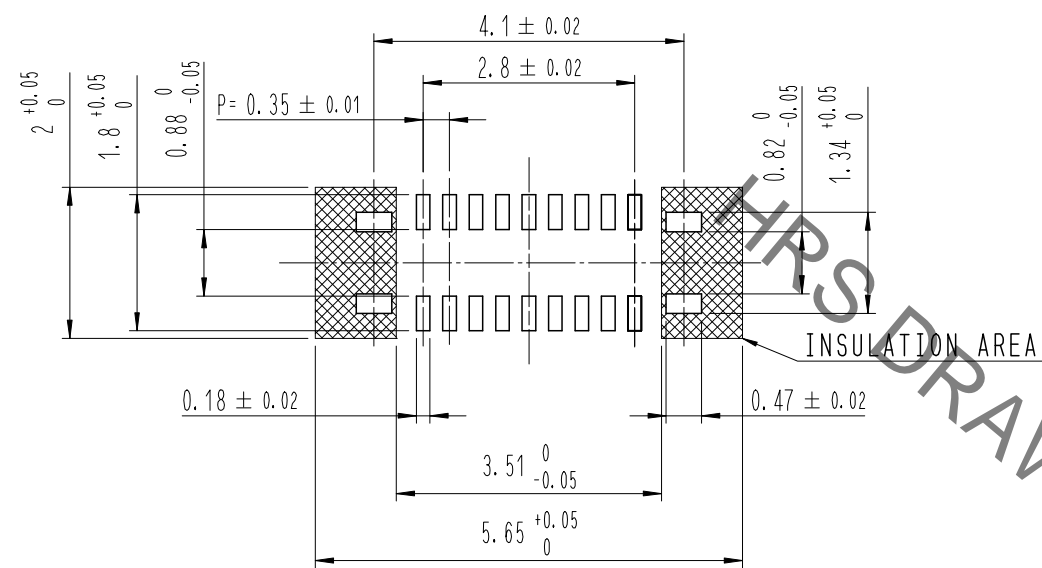
- NOTE
- 1. ALL LEAD CO-PLANARITY SHALL BE 0.08mm MAX.
 - 2. CONTACT PLATING SPECIFICATIONS.
CONTACT AREA : GOLD 0.05 μm MIN.
SMT LEAD : GOLD 0.05 μm MIN.
UNDER PLATING : NICKEL 1 μm MIN.
(SURFACE : SEALING)
 - 3. METAL FITTING PLATING SPECIFICATIONS.
SMT LEAD : GOLD 0.05 μm MIN.
UNDERPLATING : NICKEL 1 μm MIN.
(SURFACE : SEALING)
 - 4. HRS MARK AND CAV No. ARE INDICATED IN APPROX POSITION SHOWN.
 - 5. A PART OF THE WALL COULD BE NOTCHED.

COUNT	DESCRIPTION OF REVISIONS	B	Y	CHKD	DATE	COUNT	DESCRIPTION OF REVISIONS	B	Y	CHKD	DATE
△						△					
△						△					
△						△					

4	PS	CLEAR (EMBOSSD CARRIER TAPE)									
3	PHOSPHOR BRONZE	3									
2	PHOSPHOR BRONZE	2	6	PS	BLACK (PLASTIC REEL)						
1	LCP	UL94 V-0, BLACK	5	POLYESTER	CLEAR (COVER TAPE)						
NO.	MATERIAL	FINISH , REMARKS	NO.	MATERIAL	FINISH , REMARKS						
REMARKS						DRAWN	DESIGNED	CHECKED	APPROVED	RELEASED	
						S. H. JUNG	S. H. JUNG	H. W. JO	T. S. KANG	16.09.09	
						16.09.09	16.09.09	16.09.09	16.09.09	16.09.09	
CODE NO. (OLD)	DRAWING NO. EDC3-632354		PART NO. BM23FR0.8-18DP-0.35V(51)								
SCALE 10:1	UNITS mm		HRS HIROSE KOREA CO., LTD.			CODE NO	CL 6644-0090-7-051			1/3	

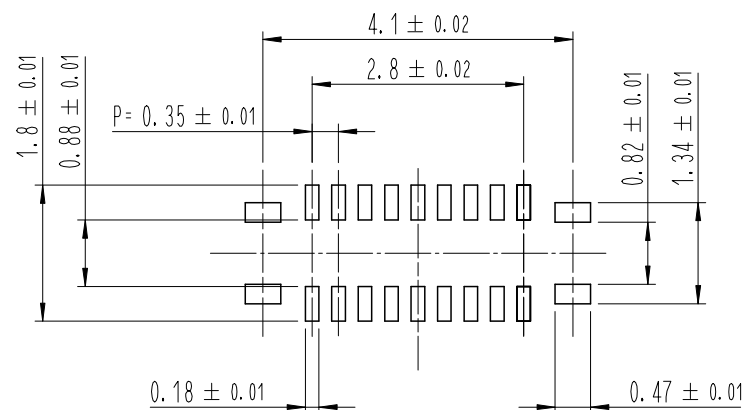
May.1.2023 Copyright 2023 HIROSE ELECTRIC CO., LTD. All Rights Reserved.
In case of consideration for using Automotive equipment / device which demand high reliability, kindly contact our sales window correspondents.

7 RECOMMENDED PCB LAYOUT

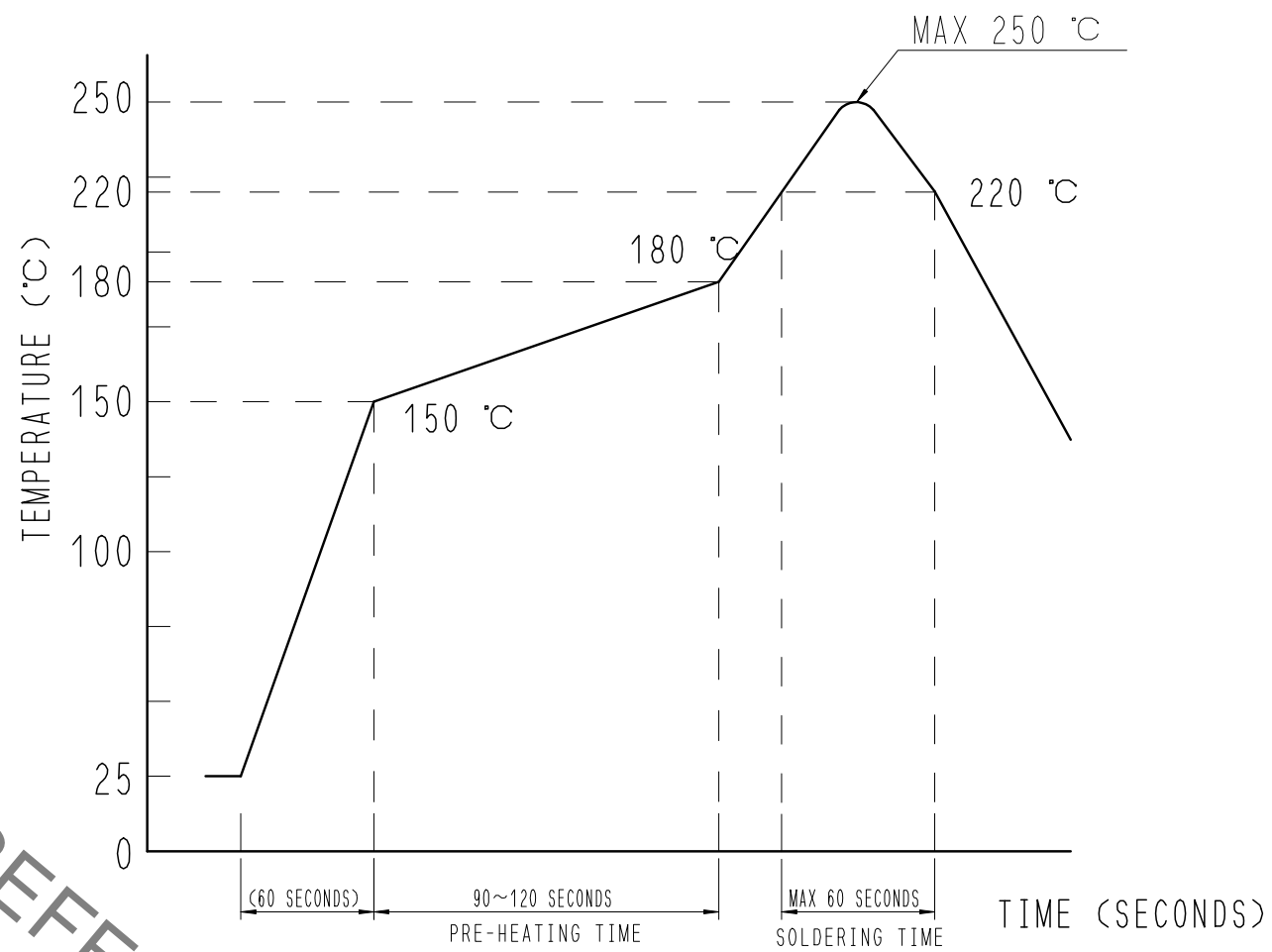


RECOMMENDED METAL MASK DIMENSIONS

METAL MASK THICKNESS : 100 μm



6 RECOMMENDED REFLOW TEMPERATURE PROFILE USING LEAD-FREE SOLDER PASTE.



REFLOW METHOD: N / REFLOW
 NUMBER OF REFLOW CYCLES: 2 CYCLES MAX.
 1) REFLOW TIME
 DURATION ABOVE 220°C: 60 SEC MAX.
 (PEAK TEMPERATURE: 250°C MAX)
 2) PRE-HEAT TIME
 PRE-HEAT TEMPERATURE (MIN): 150°C
 PRE-HEAT TEMPERATURE (MAX): 180°C
 PRE-HEAT TIME: 90-120 SEC.

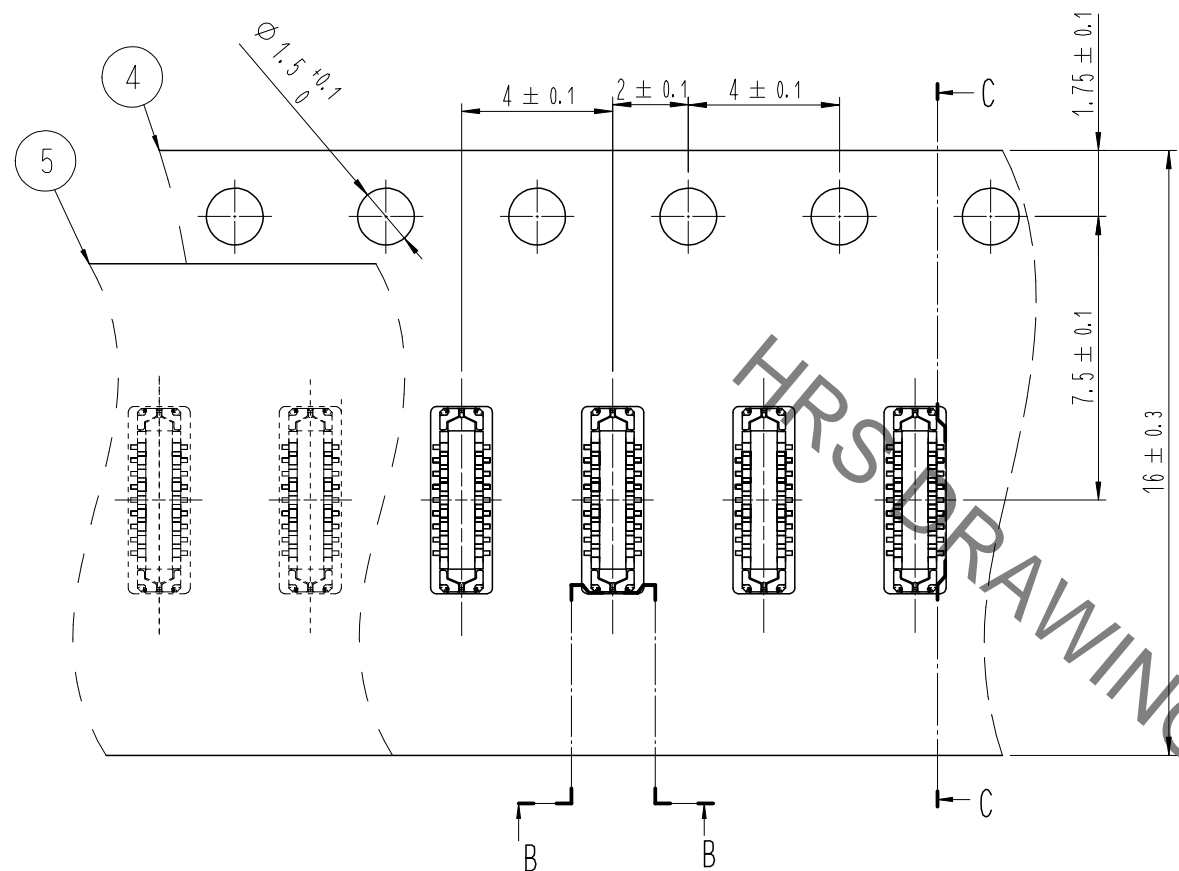
- 6 THIS TEMPERATURE PROFILE IS PER THE CONDITIONS SHOWN ABOVE. ADDITIONAL FACTORS, SUCH AS SOLDER PASTE TYPE, PCB SIZE AND OTHER MOUNTED COMPONENTS COULD AFFECT THE PROFILE, THEREFORE, A THOROUGH EVALUATION OF MOUNTING CONDITION IS REQUIRED PRIOR TO PRODUCTION. TEMPERATURE IS MEASURED AT CONTACT LEAD.
- 7 PLEASE CONTACT US IN CASE YOU WILL MAKE DIFFERENT SETTINGS FROM OUR RECOMMENDATION.

	DRAWING NO.	EDC3-632354	PART NO.	BM23FR0.8-18DP-0.35V(51)
	SCALE	10:1	CODE NO	CL 6644-0090-7-051
UNITS	mm	HRS HIROSE KOREA CO., LTD.		2/3

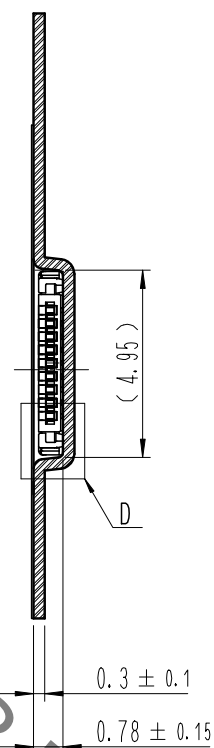
May.1.2023 Copyright 2023 HIROSE ELECTRIC CO., LTD. All Rights Reserved.
In case of consideration for using Automotive equipment / device which demand high reliability, kindly contact our sales window correspondents.

EMBOSSED CARRIER TAPE PACKAGING (5:1)

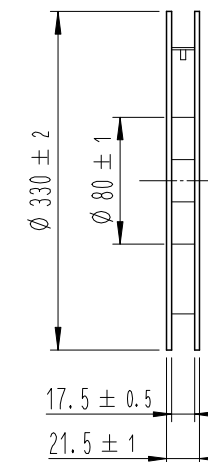
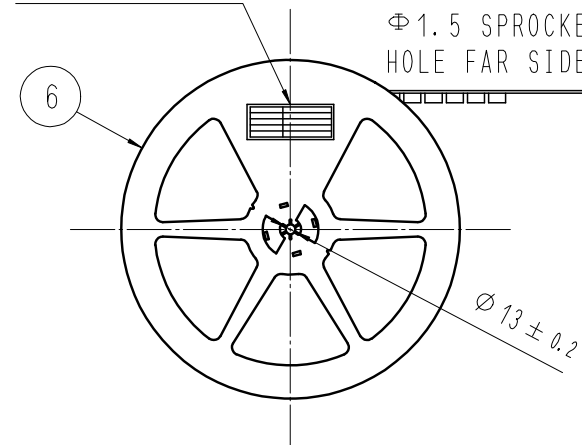
STYLE AND DIMENTION OF REEL (FREE)



C-C (5:1)




Part No. LABEL



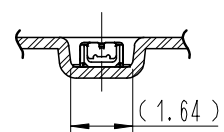
DETAIL OF PART NO. LABEL

SUPPLIER	HIROSE ELECTRIC CO., LTD.
QUANTITY	10,000
PART NO.	BM23FR0.8-18DP-0.35V(51)
CODE NO.	CL 6644-0090-7-051
DATE OF MANUFACTURED	年月日
生産月日	年月日
図番	** ** *
品名	BM23FR0.8-18DP-0.35V(51)
納入数量	10,000個
納入者	HIROSE KOREA

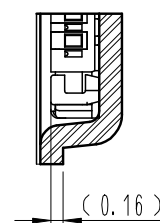
DIRECTION OF UNREELING



B-B (5:1)

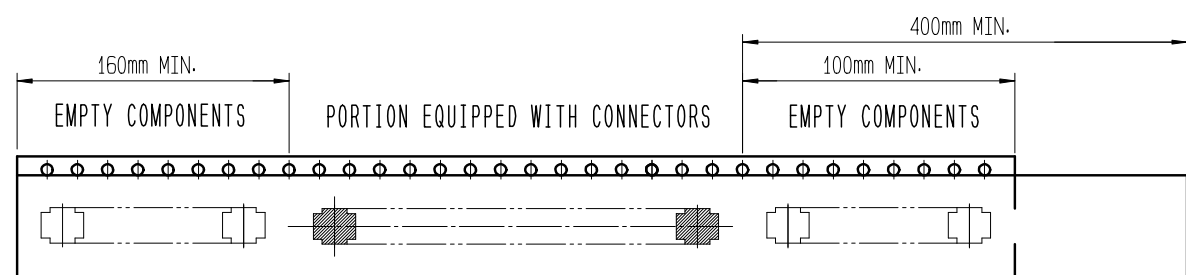


D (10:1)



- 8 . PER REEL 10,000 CONNECTORS.
- 9 . THE DIMENSIONS IN PARENTHESES ARE FOR REFERENCE.
- 10 REFER TO JIS C 0806, IEC-60286-3 (PACKAGING OF COMPONENTS FOR AUTOMATIC HANDLING)

10 TAPING(FREE)



DRAWING NO. EDC3-632354	PART NO. BM23FR0.8-18DP-0.35V(51)	CODE NO. CL 6644-0090-7-051	3/3