


MINIATURE SMD REAL TIME OSCILLATOR (2.5 x 2.0 x 1.0mm)

FEATURES:

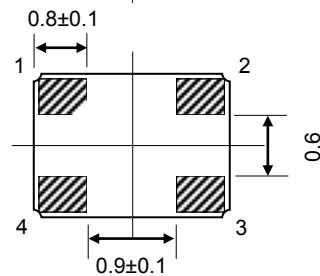
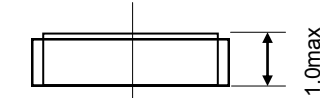
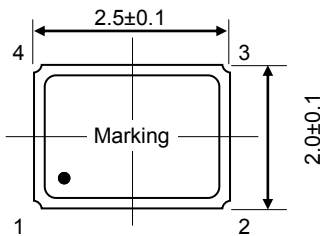
- HCMOS OUTPUT @ 32.768kHz
- LOW VOLTAGE
- LOW CURRENT



■ SPECIFICATION

FREQUENCY	STD: 32.768kHz (156kHz ~ 1MHz available)	
FREQUENCY TOLERANCE @ 25°C	±30ppm max.	
FREQUENCY STABILITY	±20ppm ~ ±100ppm	
OPERATING TEMPERATURE RANGE	STD: 0°C ~ 70°C, Option: -40°C ~ 85°C (See P/N guide for other options)	
STORAGE TEMPERATURE RANGE	-55°C ~ 125°C	
SUPPLY VOLTAGE ±10%	1.8V _{DC} ~ 5.0V _{DC}	
SUPPLY CURRENT	200µA max.	
OUTPUT	LOGIC FAMILY	HCMOS
	LOAD	15pF
	LEVEL LOGIC '1' (V_{OH})	0.9 x V _{DD} min.
	LEVEL LOGIC '0' (V_{OL})	0.1 x V _{DD} max.
	SYMMETRY(DUTY CYCLE)	STD: 40% / 60% @ 1/2V _{DD} level (over -40°C ~ +85°C), Option: 45% / 55%
	RISE AND FALL TIME (Tr/Tf)	30nS Max.
STAND-BY VOLTAGE	START-UP TIME	10mS Max.
	ENABLE (V_{IH})	0.7 x V _{DD} ≤ V _{IH} ≤ V _{DD} OR N/C
	DISABLE (V_{IL})	V _{IL} ≤ 0.3 x V _{DD}
AGING @ +25°C ±3°C	±3.0ppm / 1 st year max.	
PHASE JITTER RMS (12kHz ~ 20MHz)	1pS max.	

■ PACKAGE DIMENSIONS

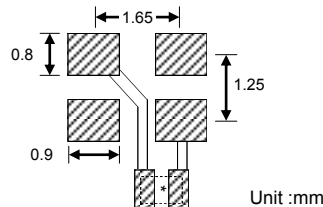


Unit : mm

Pin Configuration		
1	Disable	Enable
2	GND	
3	Z*	Output
4	V _{DD}	

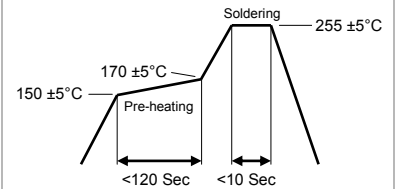
*Z: high impedance

■ SOLDER PATTERN



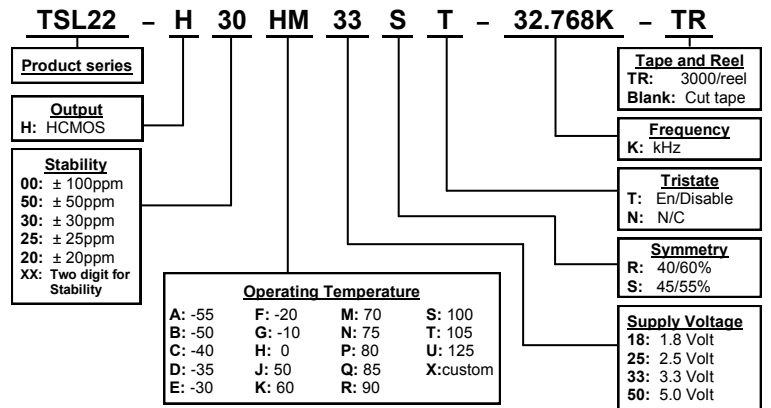
*0.01µF to 0.1µF bypass capacitor recommended

■ REFLOW PROFILE



Note: Consult factory for detail

■ PART NUMBERING GUIDE



Transko Electronics, Inc reserves the right to make changes to the product (s), service (s), and specification (s) described herein without notice. See "Terms of Sale" for details on our website.