

## ZB5AX2

Head for non illuminated push button, Harmony XB5, black Ø 60 mushroom pushbutton Ø22 mm latching pull



### Main

|                               |                                      |
|-------------------------------|--------------------------------------|
| Range of Product              | Harmony XB5                          |
| Product or Component Type     | Head for non-illuminated push-button |
| Device short name             | ZB5                                  |
| Bezel material                | Dark grey plastic                    |
| Head type                     | Standard                             |
| Mounting diameter             | 0.87 in (22 mm)                      |
| Sale per indivisible quantity | 1                                    |
| Shape of signaling unit head  | Round                                |
| Type of operator              | latching                             |
| Reset                         | Push-pull                            |
| Operator profile              | Black mushroom Ø 60 mm, unmarked     |
| Device presentation           | Basic element                        |

### Complementary

|                             |  |
|-----------------------------|--|
| CAD overall width           | 2.36 in (60 mm)  |
| CAD overall height          | 2.36 in (60 mm)  |
| CAD overall depth           | 2.20 in (56 mm)  |
| Net Weight                  | 0.15 lb(US) (0.067 kg)   |
| Mechanical durability       | 500000 cycles  |
| Station name                | XALD 1 cut-out   |
| Electrical composition code | C11 3 single front mounting<br>C15 1 single front mounting<br>SF1 3 single front mounting<br>SR1 3 single rear mounting<br>C7 4 single front mounting<br>C8 4 single and double front mounting<br>C10 4 single and double front mounting |
| Compatibility code          | ZB5  |

### Environment

|                                       |   |
|---------------------------------------|---|
| Protective treatment                  | TH  |
| Ambient Air Temperature for Storage   | -40...158 °F (-40...70 °C)                    |
| Ambient air temperature for operation | -40...158 °F (-40...70 °C)                    |
| Overvoltage category                  | Class II IEC 60536                            |
| IP degree of protection               | IP66 IEC 60529<br>IP67<br>IP69<br>IP69K       |
| NEMA degree of protection             | NEMA 13<br>NEMA 4X                            |
| Resistance to high pressure washer    | 1015.26 psi (7000000 Pa) 131 °F (55 °C) 0.1 m |
| IK degree of protection               | IK03 IEC 50102                                |

The information provided in this documentation contains general descriptions and/or technical characteristics of the performance of the products contained herein. This documentation is not intended as a substitute for and is not to be used for determining suitability or reliability of these products for specific user applications. It is the duty of any such user or integrator to perform the appropriate and complete risk analysis, evaluation and testing of the products with respect to the relevant specific application or use thereof. Neither Schneider Electric Industries SAS nor any of its affiliates or subsidiaries shall be responsible or liable for misuse of the information contained herein.

|                        |   |
|------------------------|---|
| Standards              | EN/IEC 60947-1<br>EN/IEC 60947-5-1<br>UL 508<br>EN/IEC 60947-5-4<br>JIS C8201-5-1<br>CSA C22.2 No 14<br>JIS C8201-1 |
| Product Certifications | BV<br>GL<br>LROS (Lloyds register of shipping)<br>DNV<br>CSA<br>UL Listed   |
| Vibration resistance   | 5 gn 2...500 Hz)IEC 60068-2-6   |
| Shock resistance       | 30 gn 18 ms) half sine wave acceleration IEC 60068-2-27<br>50 gn 11 ms) half sine wave acceleration IEC 60068-2-27  |

## Ordering and shipping details

|                       |                                       |
|-----------------------|---------------------------------------|
| Category              | 22467 - PUSHBUTTONS,22MM(PLASTIC) NEW |
| Discount Schedule     | CS2                                   |
| GTIN                  | 3389110924374                         |
| Nbr. of units in pkg. | 1                                     |
| Package weight(Lbs)   | 2.36 oz (67 g)                        |
| Returnability         | No                                    |
| Country of origin     | CZ                                    |

## Packing Units

|                        |                  |
|------------------------|------------------|
| Unit Type of Package 1 | PCE              |
| Package 1 Height       | 3.54 in (9 cm)   |
| Package 1 width        | 2.83 in (7.2 cm) |
| Package 1 Length       | 2.83 in (7.2 cm) |

## Offer Sustainability

|                            |   |
|----------------------------|---|
| Sustainable offer status   | Green Premium product   |
| California proposition 65  | WARNING: This product can expose you to chemicals including: Di-isodecyl phthalate (DIDP), which is known to the State of California to cause birth defects or other reproductive harm. For more information go to <a href="http://www.P65Warnings.ca.gov">www.P65Warnings.ca.gov</a> |
| REACH Regulation           | <a href="#">REACH Declaration</a>   |
| REACH free of SVHC         | Yes   |
| EU RoHS Directive          | Pro-active compliance (Product out of EU RoHS legal scope) <a href="#">EU RoHS Declaration</a>  |
| Toxic heavy metal free     | Yes   |
| Mercury free               | Yes   |
| RoHS exemption information | <a href="#">Yes</a>   |
| China RoHS Regulation      | <a href="#">China RoHS Declaration</a>  |
| Environmental Disclosure   | <a href="#">Product Environmental Profile</a>   |
| Circularity Profile        | <a href="#">End Of Life Information</a>   |

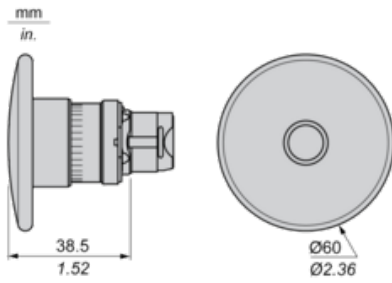
## Contractual warranty

|          |           |
|----------|-----------|
| Warranty | 18 months |
|----------|-----------|

---

Dimensions

---



Panel Cut-out for Pushbuttons, Switches and Pilot Lights (Finished Holes, Ready for Installation)

Connection by Screw Clamp Terminals or Plug-in Connectors or on Printed Circuit Board



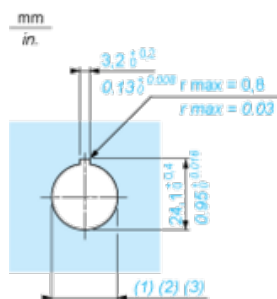
(1) Diameter on finished panel or support

(2) For selector switches and Emergency stop buttons, use of an anti-rotation plate type ZB5AZ902 is recommended.

(3)  $\text{Ø}22.5 \text{ mm}$  recommended ( $\text{Ø}22.3_0^{+0.4}$ ) /  $\text{Ø}0.89 \text{ in.}$  recommended ( $\text{Ø}0.88 \text{ in.}_0^{+0.016}$ )

| Connections                                   | a in mm | a in in. | b in mm | b in in. |
|---|---------|----------|---------|----------|
| By screw clamp terminals or plug-in connector | 40      | 1.57     | 30      | 1.18     |
| By Faston connectors                          | 45      | 1.77     | 32      | 1.26     |
| On printed circuit board                      | 30      | 1.18     | 30      | 1.18     |

Detail of Lug Recess



(1) Diameter on finished panel or support

(2) For selector switches and Emergency stop buttons, use of an anti-rotation plate type ZB5AZ902 is recommended.

(3)  $\text{Ø}22.5 \text{ mm}$  recommended ( $\text{Ø}22.3_0^{+0.4}$ ) /  $\text{Ø}0.89 \text{ in.}$  recommended ( $\text{Ø}0.88 \text{ in.}_0^{+0.016}$ )

Pushbuttons, Switches and Pilot Lights for Printed Circuit Board Connection





## Mounting of Adapter (Socket) ZBZ01•

- 1 2 elongated holes for ZBZ006 screw access
- 2 1 hole  $\varnothing$  2.4 mm  $\pm$  0.05 / 0.09 in.  $\pm$  0.002 for centring adapter ZBZ01•
- 3 8  $\times$   $\varnothing$  1.2 mm / 0.05 in. holes
- 4 1 hole  $\varnothing$  2.9 mm  $\pm$  0.05 / 0.11 in.  $\pm$  0.002, for aligning the printed circuit board (with cut-out marked a)
- 5 1 elongated hole for aligning the printed circuit board (with cut-out marked b)
- 6 4 holes  $\varnothing$  2.4 mm / 0.09 in. for clipping in adapter ZBZ01•

Dimensions An + 18.1 relate to the  $\varnothing$  2.4 mm  $\pm$  0.05 / 0.09 in.  $\pm$  0.002 holes for centring adapter ZBZ01•.

---

Electrical Composition Corresponding to Code C7

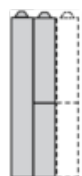
---



---

Electrical Compositions Corresponding to Code C8

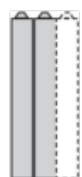
---



---

Electrical Compositions Corresponding to Code C10

---



---

Electrical Composition Corresponding to Codes C9, C11, SF1 and SR1

---

---

Electrical Composition Corresponding to Code C15

---

1 N/O

1 N/C

1 N/O + N/C or 1 N/O + N/O or 1 N/C + N/C



## Legend

---

Single contact

Double contact

Light block

Possible location

