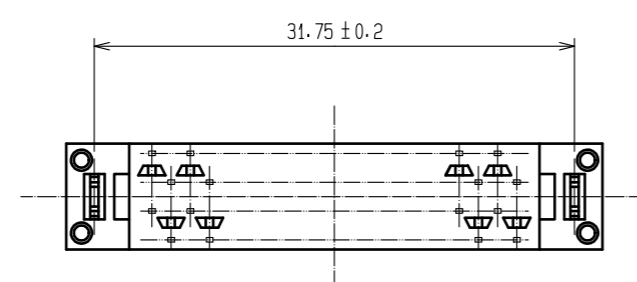
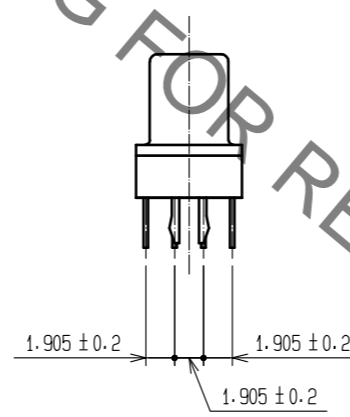
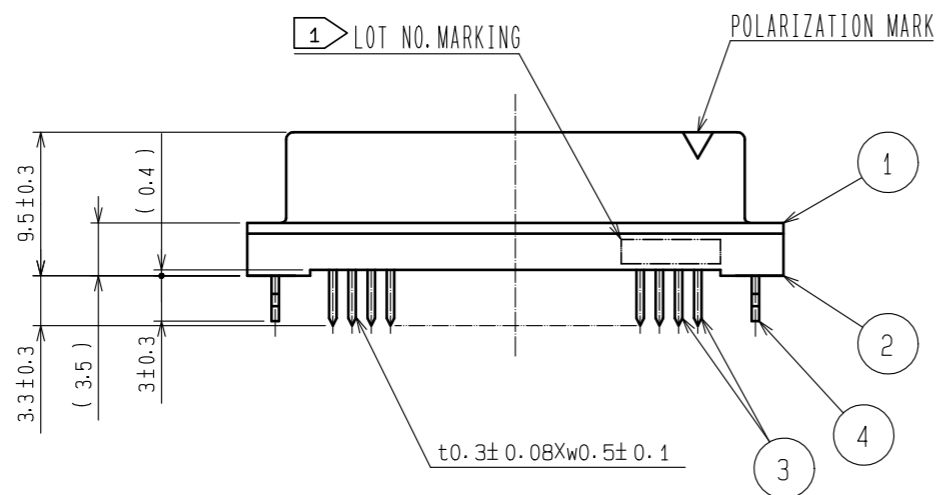
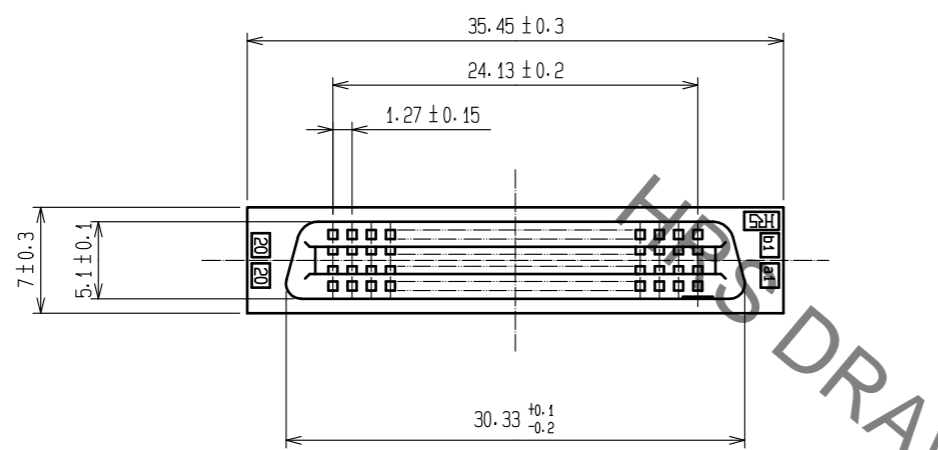
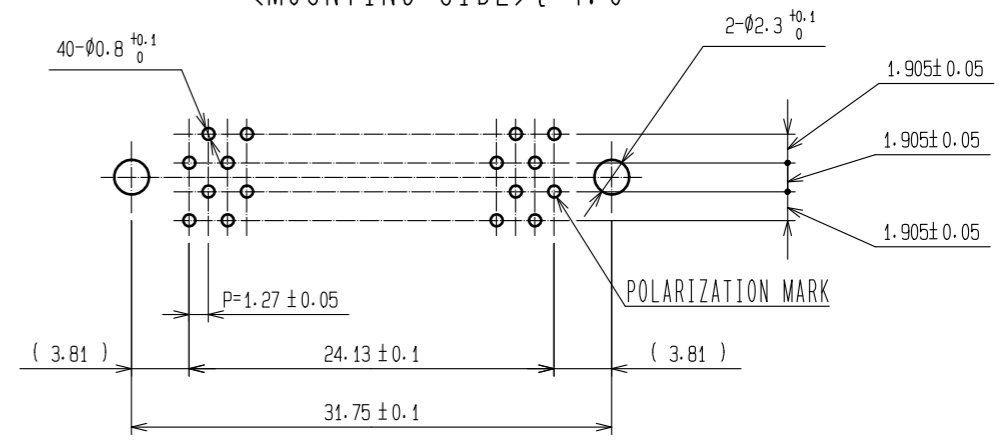


May.1.2023 Copyright 2023 HIROSE ELECTRIC CO., LTD. All Rights Reserved.
In case of consideration for using Automotive equipment / device which demand high reliability, kindly contact our sales window correspondents.



RECOMMENDED PC BOARD HOLE PATTERN
(MOUNTING SIDE) t=1.6



NOTES 1. LOT NO. MARKING SIDE SHALL BE OPTIONAL.
2. THE DIMENSIONS IN PARENTHESES ARE FOR REFERENCE.

4	PHOSPHOR BRONZE	TIN-PLATING	3	PHOSPHOR BRONZE	CONTACT AREA : GOLD 0.2µm min. DIP AREA : TIN-PLATING 2µm min. UNDER PLATING : NICKEL 2µm min.
1.2	POLYAMIDE	BLACK Δ			
NO.	MATERIAL	FINISH . REMARKS	NO.	MATERIAL	FINISH . REMARKS
UNITS mm	\odot \triangleleft	SCALE 2 : 1	COUNT Δ 1	DESCRIPTION OF REVISIONS DIS-F-00015312	DESIGNED YU. NAKADA
HIROSE ELECTRIC CO., LTD.		APPROVED : HS. OKAWA 20070810	DRAWING NO. EDC-083189-71-21		
		CHECED : HS. OZAWA 20070810	PART NO. FX2C-40S-1.27DSAL(71)		
		DESIGNED : KY. NAKAMURA 20070810	CODE NO. CL0572-2453-0-71		
		DRAWN : TP. MATSUMOTO 20070809	1/1		
DATE	20220913	CHECKED	HT. YAMAGUCHI		