

PAGE 1/2

ISSUE 11.04.14

SERIE : SPnT

PART NUMBER : R574483205

RF CHARACTERISTICS

Number of ways : 12
 Frequency range : 0 - 12.4 GHz
 Impedance : 50 Ohms

Frequency (GHz)	DC - 3	3 - 8	8 - 12.4
VSWR max	1,20	1,40	1,60
Insertion loss max	0.20 dB	0.40 dB	0.60 dB
Isolation min	80 dB	70 dB	60 dB
Average power (*)	240 W	150 W	120 W

TERMINATION IMPEDANCE : 50 Ohms
 TERM. AVG. POWER AT 25° C : 1 W per termination / 3 W total power

ELECTRICAL CHARACTERISTICS

Actuator : LATCHING
 Nominal current ** : 500 mA
 Actuator voltage (Vcc) : 28V (24 to 30V) / NEGATIVE COMMON
 Terminals : 44 pins D-SUB male connector
 Self cut-off time : 40 ms < CT < 120 ms

MECHANICAL CHARACTERISTICS

Connectors : SMA female per MIL-C 39012
 Life : 2.000.000 cycles per position
 Switching Time*** : < 50 ms
 Construction : Splashproof
 Weight : < 400 g

ENVIRONMENTAL CHARACTERISTICS

Operating temperature range : -40°C to +85°C
 Storage temperature range : -55°C to +85°C

(* Average power at 25°C per RF Path)
 (** At 25° C ±10%)
 (***) Nominal voltage ; 25° C)



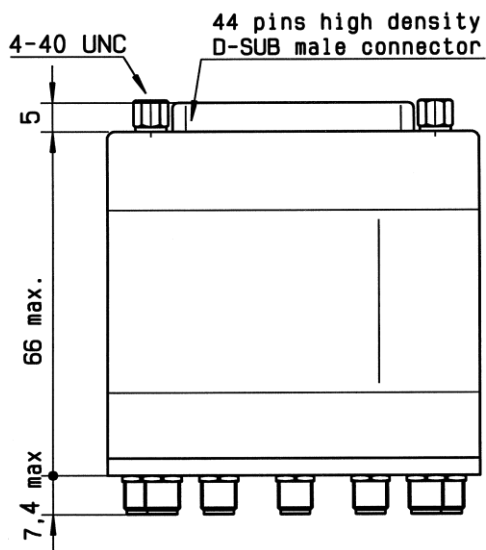
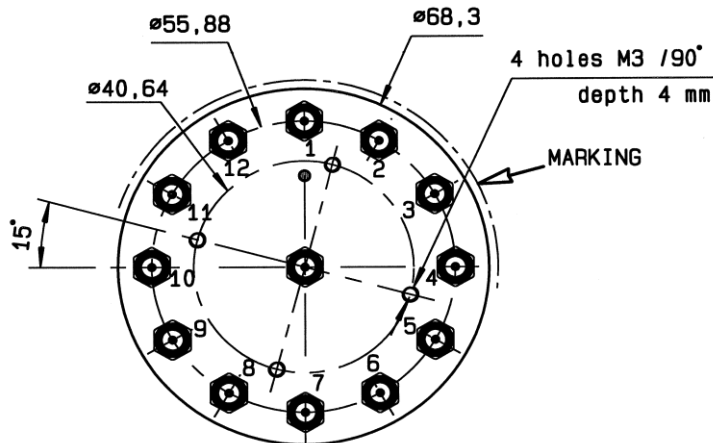
PAGE 2/2

ISSUE 11.04.14

SERIE : SPnT

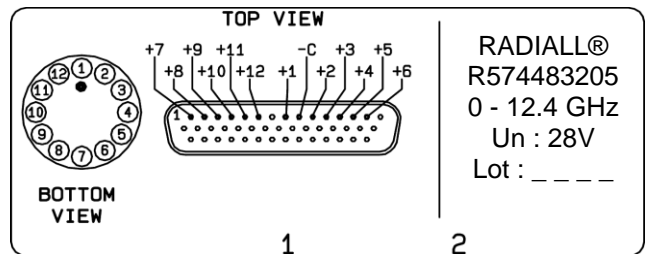
PART NUMBER : R574483205

DRAWING



Voltage	RF Continuity
-C +1	IN ↔ 1
-C +2	IN ↔ 2
-C +3	IN ↔ 3
-C +4	IN ↔ 4
-C +5	IN ↔ 5
-C +6	IN ↔ 6
-C +7	IN ↔ 7
-C +8	IN ↔ 8
-C +9	IN ↔ 9
-C +10	IN ↔ 10
-C +11	IN ↔ 11
-C +12	IN ↔ 12

LABEL



General tolerances : ±0.5 mm

SCHEMATIC DIAGRAM

