



DC-11 GHz

Type N Medium Power Bi-Directional Fixed Coaxial Attenuators

- 20 and 50 Watts
- Small Size
- Stainless Steel Connectors

Specifications

Type N (M/F), DC to 5 GHz, 20 W

FREQUENCY RANGE (GHz)	MODEL	ATTENUATION (dB)			POWER INPUT		VSWR (max.)		WEIGHT (max.)	
		NOMINAL	DEVIATION		AVERAGE* (W max.)	PEAK (kW max.)	DC-1	1-4	oz.	gr.
			DC-3	3-4						
DC-4	766A-3	3	±0.25	±0.50	20	1	1.10	1.15	5.6	159
	766A-6	6	±0.25	±0.50	20	1	1.10	1.15	5.6	159
	766A-10	10	±0.25	±0.50	20	1	1.10	1.15	5.6	159
	766A-20	20	±0.25	±0.50	20	1	1.10	1.15	5.6	159
	766A-30	30	±0.75	±0.75	20	1	1.10	1.35	5.6	159

Type N (M/F), DC to 11 GHz, 20 W

FREQUENCY RANGE (GHz)	MODEL	NOMINAL	ATTENUATION (dB)			POWER INPUT		VSWR (max.)				WEIGHT (max.)	
			DEVIATION			AVERAGE* (W max.)	PEAK (kW max.)	DC-1	1-4	4-6	6-11	oz.	gr.
			DC-3	3-6	6-11								
DC-11	768A-3	3	±0.25	±0.50	±0.75	20	1	1.10	1.15	1.20	1.30	5.6	159
	768A-6	6	±0.25	±0.50	±0.75	20	1	1.10	1.15	1.20	1.30	5.6	159
	768A-10	10	±0.25	±0.50	±0.75	20	1	1.10	1.15	1.20	1.30	5.6	159
	768A-20	20	±0.25	±0.50	±0.75	20	1	1.10	1.15	1.20	1.30	5.6	159
	768A-30	30	±0.25	±0.50	±0.75	20	1	1.10	1.15	1.20	1.35	5.6	159

* Power ratings for horizontal operation at +25°C derate linearly to 5 W at +125°C

NOTE:

Temperature Coefficient: 0.0006 dB/dB/°C; Power Coefficient: 0.0005 dB/dB/W



Fixed Attenuators

Specifications

Type N (M/F), DC to 5 GHz, 50 W

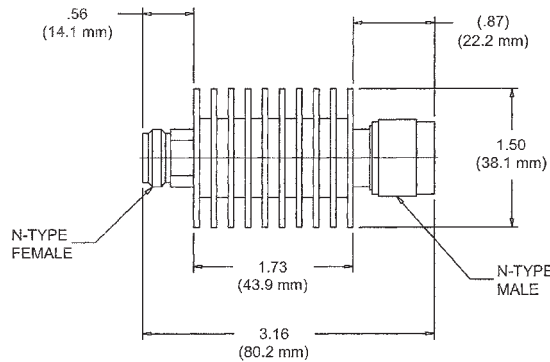
FREQUENCY RANGE (GHz)	MODEL	ATTENUATION (dB)			POWER INPUT		VSWR (max.)		WEIGHT (max.)	
		NOMINAL	DEVIATION		AVERAGE* (W max.)	PEAK (kW max.)	DC-3	3-5	oz.	gr.
			DC-3	3-5						
DC-5	765A-3	3	±0.30	±0.50	50	2	1.20	1.30	11	300
	765A-6	6	±0.30	±0.50	50	2	1.20	1.30	11	300
	765A-10	10	±0.30	±0.50	50	2	1.20	1.30	11	300
	765A-20	20	±0.30	±0.50	50	2	1.20	1.30	11	300
	765A-30	30	±0.50	±0.70	50	2	1.20	1.30	11	300

* Power ratings for horizontal operation at +25°C derate linearly to 5 W at +125°C

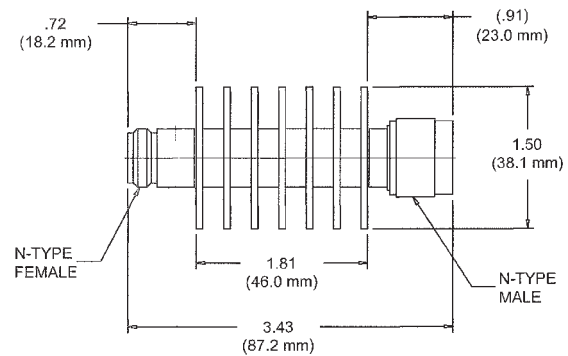
NOTE:

Temperature Coefficient: 0.0006 dB/dB/°C; Power Coefficient: 0.0005 dB/dB/W

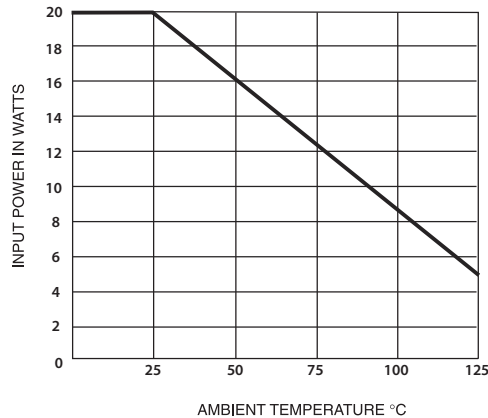
Outline Drawings



Model 766A Series



Model 768A Series

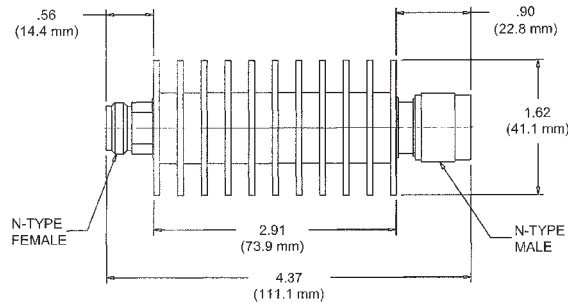


Derating Curve, Horizontal Operation
766A and 768A Series

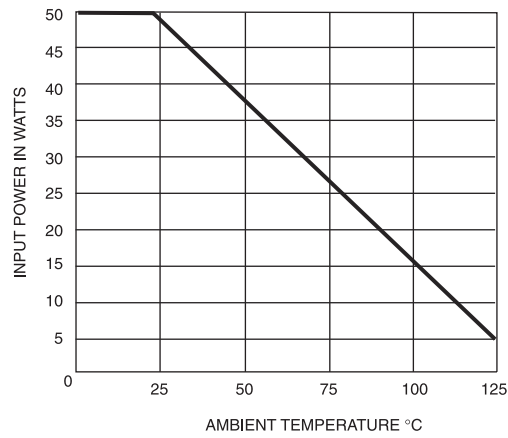
Dimensions in inches (mm in parentheses), unless otherwise specified.



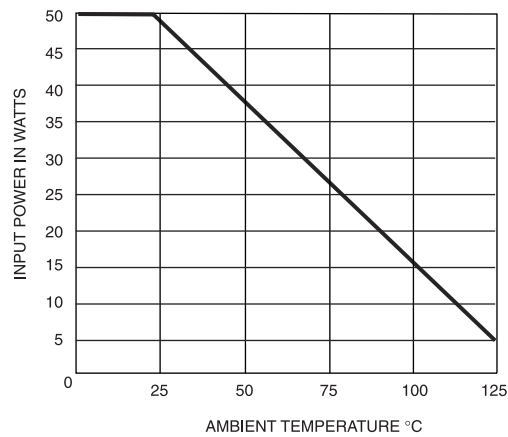
Fixed Attenuators



Model 765A Series



**Derating Curve, Horizontal Operation
765A Series**



**Derating Curve, Horizontal Operation
Models 765A, 776 and 776C Series**

Dimensions in inches (mm in parentheses), unless otherwise specified.

