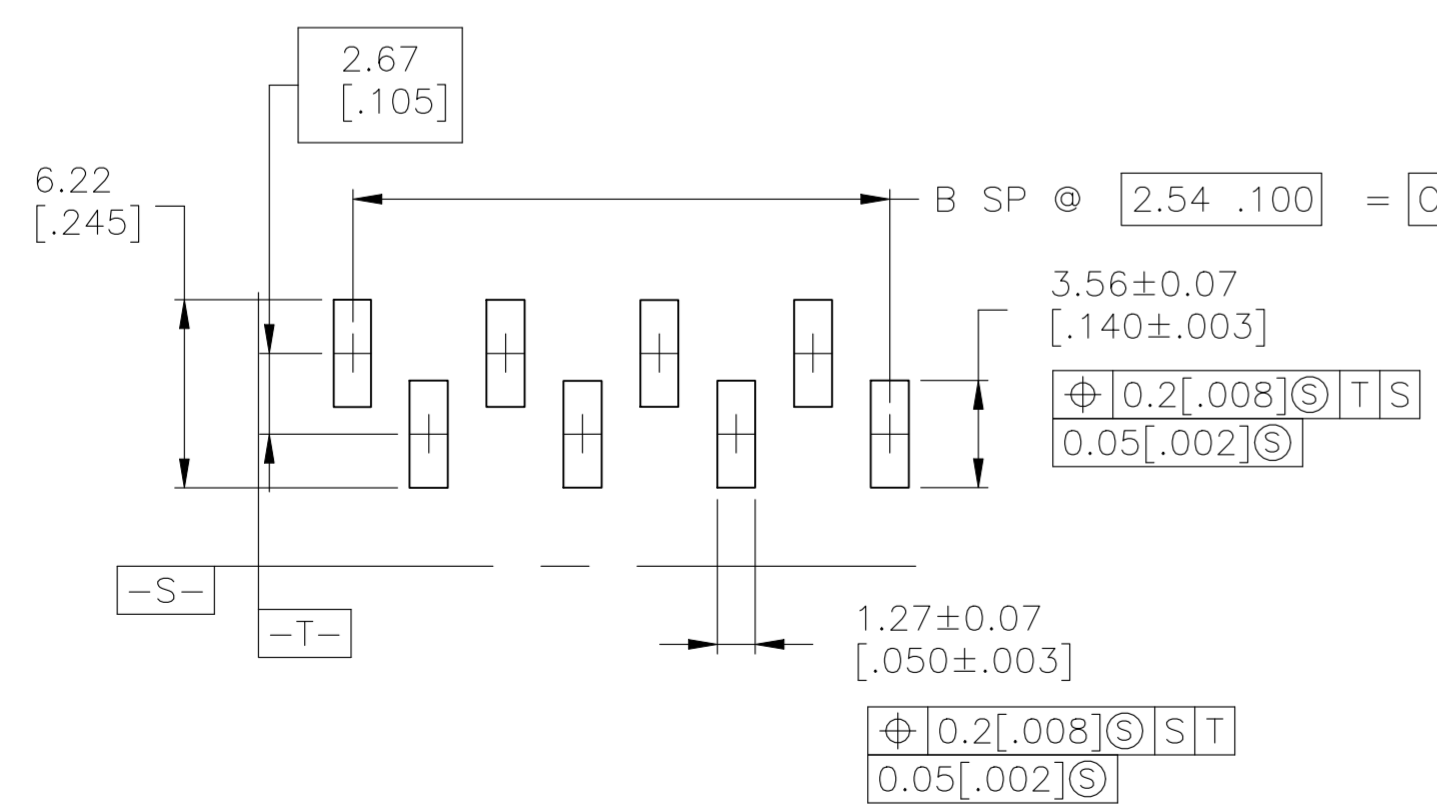
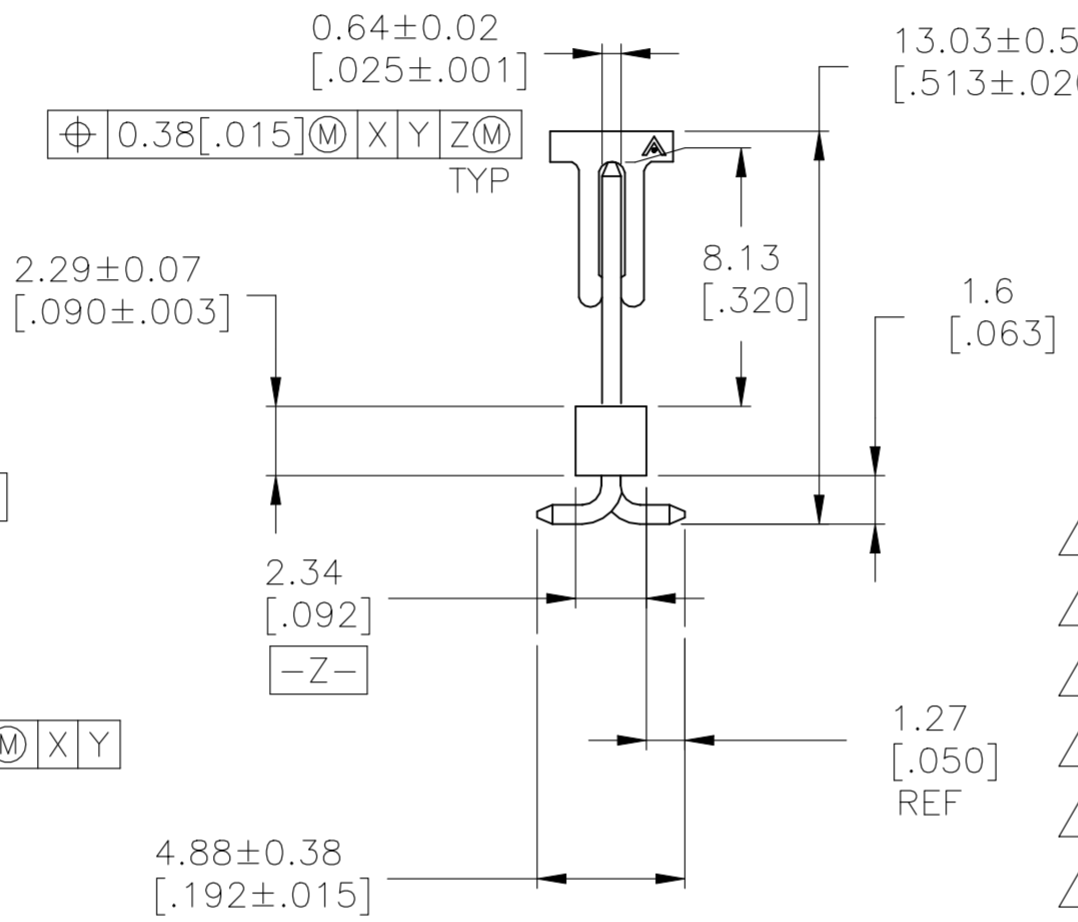
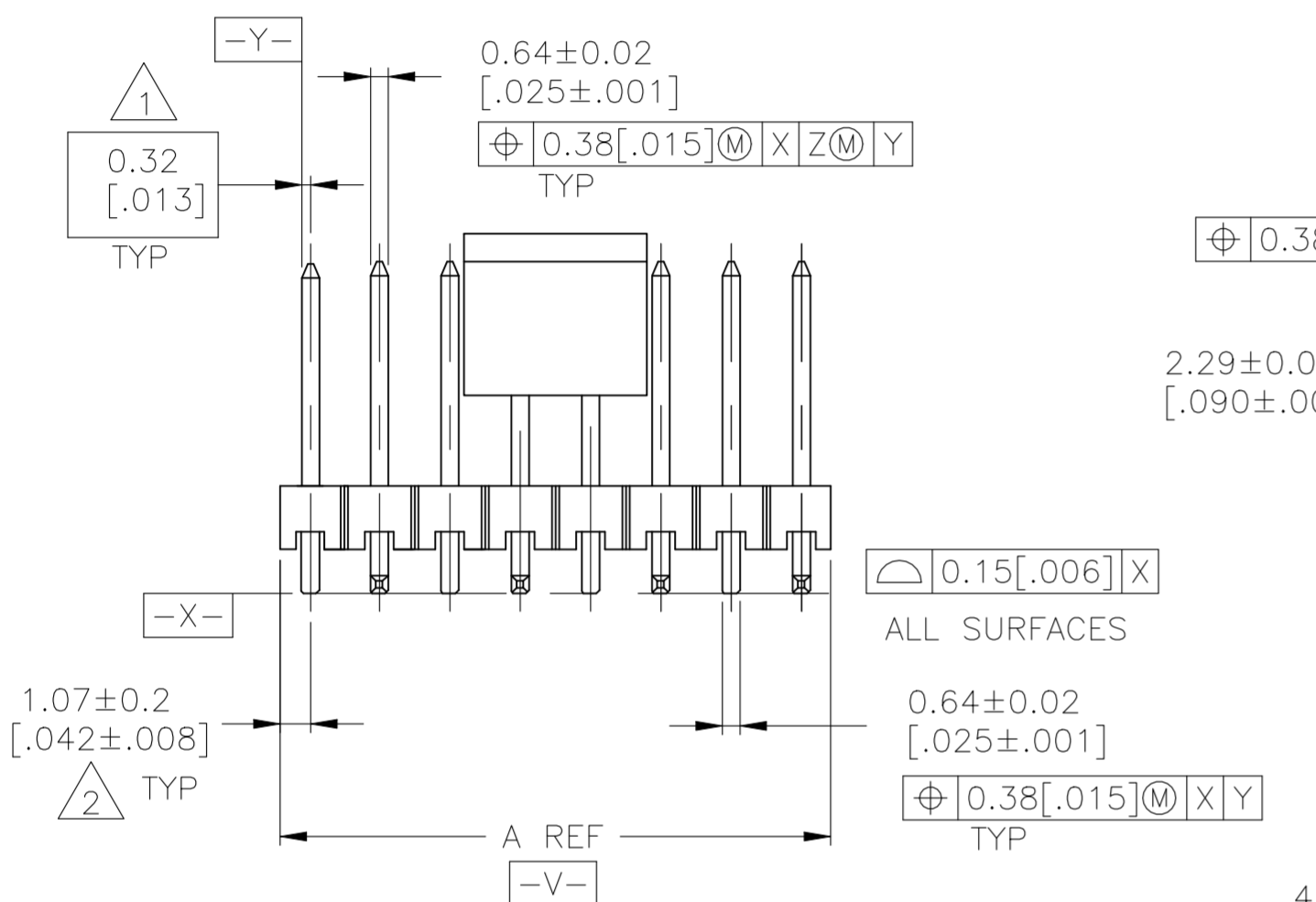
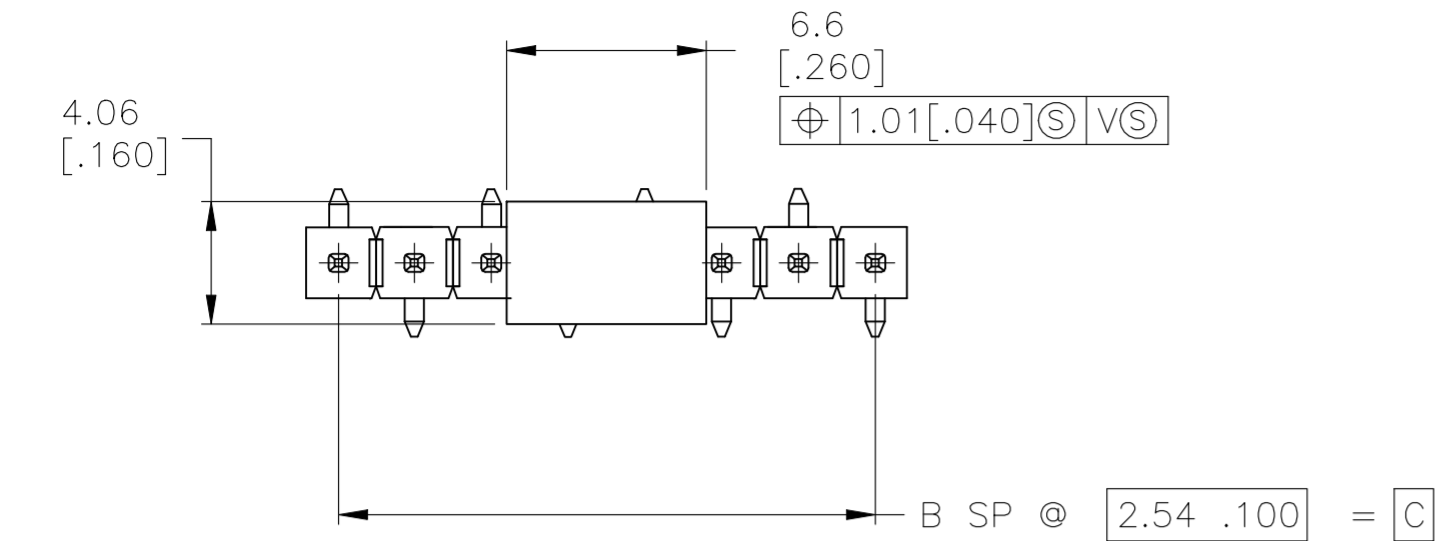


REVISIONS					
P	LTR	DESCRIPTION	DATE	DWN	APVD
F		REVISED PER ECR-22-162119	02JAN2023	RK	MF



- 1 SHALL BE INTERSECTION OF THE POST AND THE HOUSING.
- 2 THE NOTED DIMENSIONS APPLY AT THE INTERSECTION OF THE POST AND THE HOUSING.
- 3 0.00254-0.00508 [.000100-.000200] MATTE TIN-LEAD OVER 0.00127 [.000050] MIN NICKEL ENTIRE POST.
- 4 HOUSING : LCP, COLOR-BLACK.
POST : PHOSPHOR BRONZE.
PICK AND PLACE CAP: PPA, COLOR-BLACK.
- 5 PACKAGED IN TAPE AND REEL PER EIA-481 SPECIFICATIONS. SEE TABLE FOR WIDTHS.
- 6 PRELIMINARY PART NUMBER - NOT RELEASED FOR PRODUCTION.
- 7 0.00254-0.00508 [.000100-.000200] MATTE TIN OVER 0.00127 [.000050] MIN NICKEL ENTIRE POST.

6	7	56 mm	35.56 [1.400]	14	37.69 [1.484]	15	6-147548-3
6	7	56 mm	33.02 [1.300]	13	35.15 [1.384]	14	6-147548-2
6	7	56 mm	30.48 [1.200]	12	32.61 [1.284]	13	6-147548-1
6	7	56 mm	27.94 [1.100]	11	30.07 [1.184]	12	6-147548-0
6	7	56 mm	25.40 [1.000]	10	27.53 [1.084]	11	5-147548-9
6	7	56 mm	22.86 [.900]	9	24.99 [.984]	10	5-147548-8
6	7	56 mm	20.32 [.800]	8	22.45 [.884]	9	5-147548-7
6	7	44 mm	17.78 [.700]	7	19.91 [.784]	8	5-147548-6
6	7	44 mm	15.24 [.600]	6	17.33 [.684]	7	5-147548-5
6	7	24 mm	10.16 [.400]	4	12.29 [.484]	5	5-147548-4
6	7	32 mm	12.70 [.500]	5	14.83 [.584]	6	5-147548-3
6	7	24 mm	7.62 [.300]	3	9.75 [.384]	4	5-147548-2
6	7	24 mm	5.08 [.200]	2	7.21 [.284]	3	5-147548-1
6	3	56 mm	20.32 [.800]	8	22.45 [.884]	9	147548-4
6	3	32 mm	12.70 [.500]	5	14.83 [.584]	6	147548-3
OBSOLETE	3	24 mm	7.62 [.300]	3	9.75 [.384]	4	147548-2
OBSOLETE	3	24 mm	5.08 [.200]	2	7.21 [.284]	3	147548-1

PLATING	TAPE WIDTH	C	B	A	NO OF POSN	PART NUMBER
THIS DRAWING IS A CONTROLLED DOCUMENT.						
DIMENSIONS: mm [INCHES]		TOLERANCES UNLESS OTHERWISE SPECIFIED:		MATERIAL		
0 PLC ± -		1 PLC ± -		FINISH		
2 PLC ± -		3 PLC ± 0.13 [.005]		SEE TABLE		
4 PLC ± -		ANGLES ± -		WEIGHT		
MATERIAL		FINISH		CUSTOMER DRAWING		
DWN B. HAYMAKER 20SEP00		CHK J. GESFORD 20SEP00		NAME		
APVD J. GESFORD 20SEP00		PRODUCT SPEC		SURFACE MOUNT HDR ASSY, MOD II, B/A VERT , S/R .100CL, .025 SQ. POST,		
APPLICATION SPEC		SIZE		CAGE CODE		
WEIGHT		A2		DRAWING NO		
SCALE		4:1		RESTRICTED TO		
SHEET		1 OF 1		REV		
REV		F		C=147548		

RECOMMENDE PCB LAYOUT FOR USE WITH 0.20 [.008] THICK STENCIL