
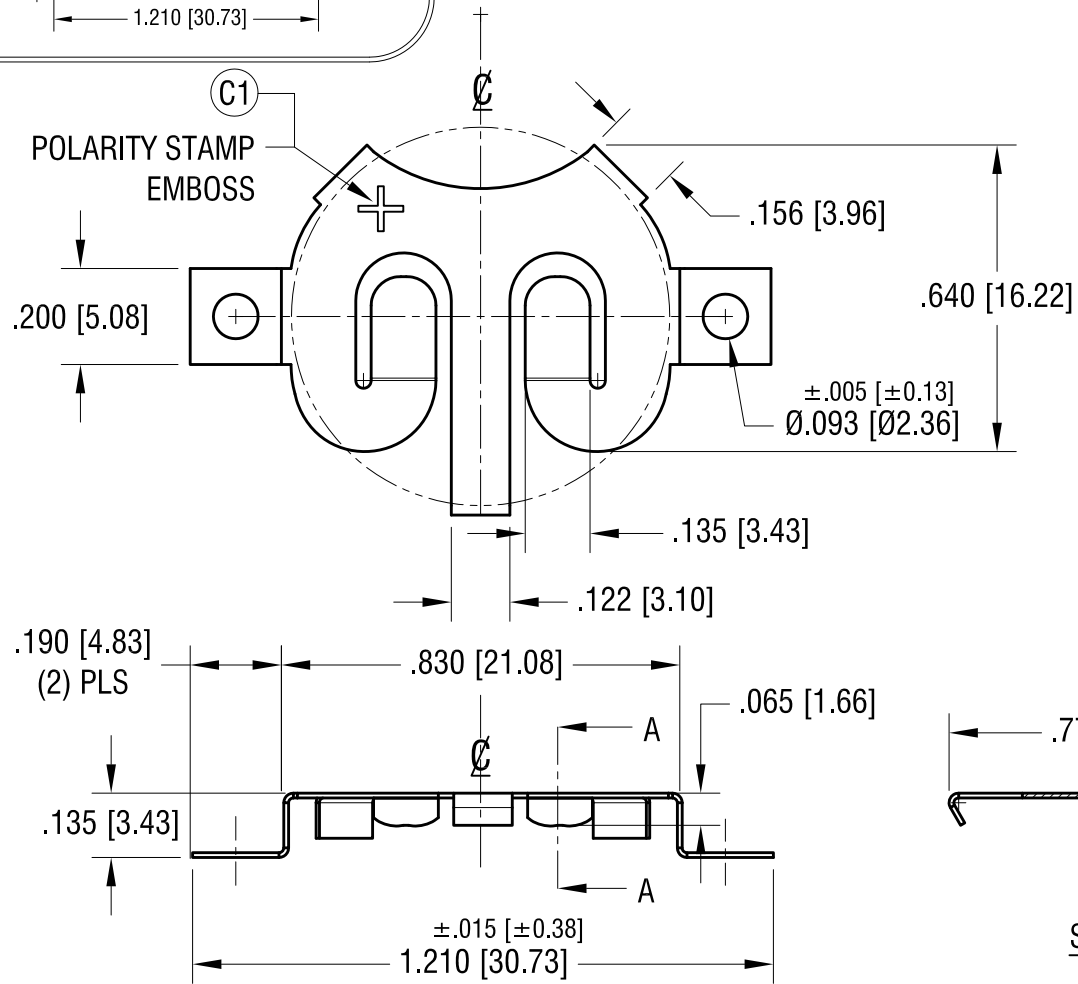
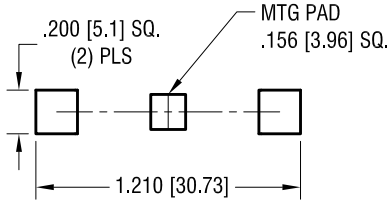


THIS DOCUMENT IS THE PROPERTY OF KEYSTONE ELECTRONICS CORP. AND SHALL NOT BE REPRODUCED, DISTRIBUTED OR USED AS A BASIS FOR MANUFACTURE WITHOUT PRIOR WRITTEN PERMISSION FROM KEYSTONE ELECTRONICS CORP.

ACTUAL SIZE

MTG LAYOUT



NOTE:

1. NO DISLODMENT OF THE CELL OR DAMAGE TO RETAINER WITH THE FOLLOWING TESTS:
 - a) INTEGRITY VIBRATION TEST PER MIL-STD-810G METHOD 516.6
 - b) SHOCK TEST PET MIL-STD-810G METHOD 516.6
 - c) BENCH HANDLING SHOCK TEST PER MIL-STD 810G METHOD 516.6
 - d) TRANSIT DROP TEST PER MIL-STD 810G METHOD 516.6

KEYSTONE ELECTRONICS CORP.			
www.keyelco.com • NEW HYDE PARK, NY 11040 • Tel (516) 328-7500			
1.11.23	STAMP (C1) WAS CUT THRU CHANGE AS PER ECN 23-026	C	PART NAME 2032 COIN CELL SM RETAINER
3.30.20	ADDED NOTE 1. CHANGE AS PER ECN 20-031	B	MATERIAL .010 [0.25] TH'K PHOSPHOR BRONZE
5.13.19	REMOVE DIMPLES CHANGE AS PER ECN 19-053	A	FINISH TIN NICKEL PLATE
DATE	DESCRIPTION	REV.	DRN BY NT DATE 9.19.18 APP'D RH SCALE 2.5X TOLERANCES INCH [MM] CODE DWG NO. DECIMAL ±.010 [±0.25] C ANGULAR ± 1° UNLESS OTHERWISE SPECIFIED
			2898