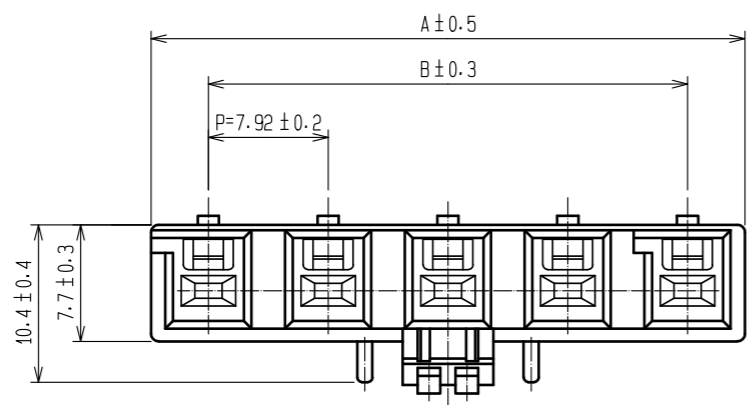
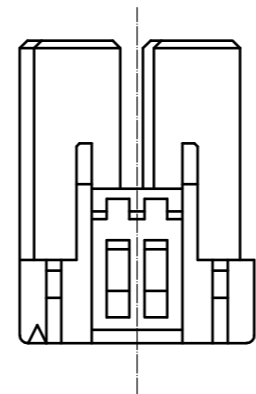


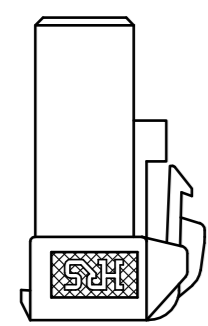
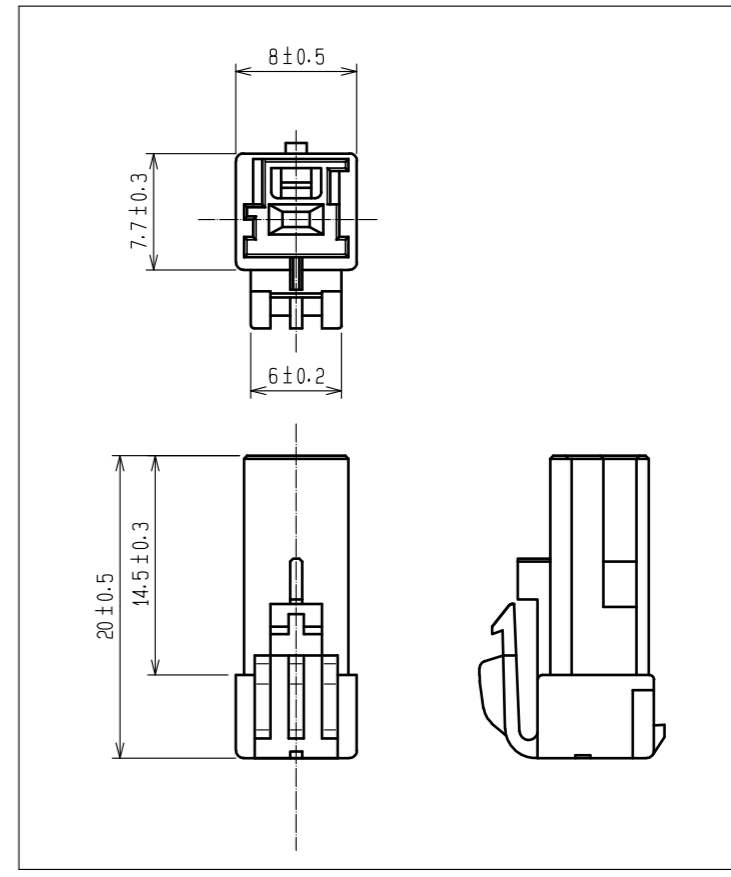
May.1.2023 Copyright 2023 HIROSE ELECTRIC CO., LTD. All Rights Reserved.
In case of consideration for using Automotive equipment / device which demand high reliability, kindly contact our sales window correspondents.



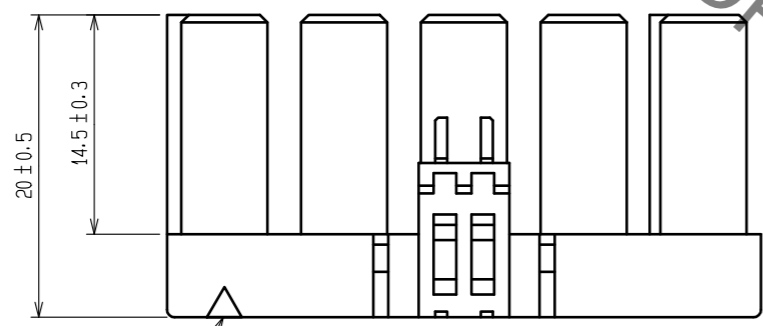
2 CONFIGURATION OF TWO AND FOUR CONTACTS.



CONFIGURATION OF ONE CONTACTS.

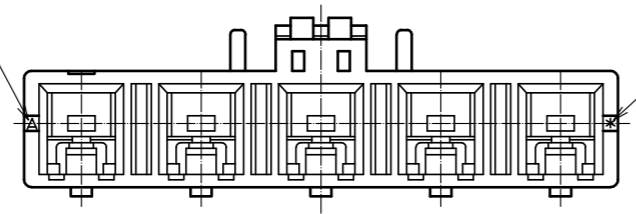


POLARIZATION MARKING



CAVITY No.

CONTACT No.



CODE No.	PART No.	CONTACT	A	B
CL680-1012-2-28	DF22L-1S-7.92C(28)	1	8.0	-
CL680-1032-0-28	DF22L-2S-7.92C(28)	2	15.50	7.92
CL680-1033-2-28	DF22L-3S-7.92C(28)	3	23.42	15.84
CL680-1034-5-28	DF22L-4S-7.92C(28)	4	31.34	23.76
CL680-1035-8-28	DF22L-5S-7.92C(28)	5	39.26	31.68

NOTE1:UL(FILE NO.E52653)
 C:UL(FILE NO.E52653)
 TUV(FILE NO.R9950703) APPROVED PRODUCT.
 TWO AND FOUR CONTACTS DIFFER IN THE POSITION OF A GUIDE KEY.
 3:100 CONNECTORS ARE IN ONE PACK



NO.	MATERIAL	FINISH . REMARKS	NO.	MATERIAL	FINISH . REMARKS		
			1	Polyamide	RED. UL94V-0		
UNITS mm		SCALE 2 : 1	COUNT 2	DESCRIPTION OF REVISIONS DIS-H-00003577	DESIGNED TO. KUROMATSU	CHECKED TS. FUKUSHIMA	DATE 18.03.07
	HIROSE ELECTRIC CO., LTD.	APPROVED : TY. OMA	05.05.31	DRAWING NO.	EDC3-307747-01		
		CHECKED : HK. UMEHARA	05.05.31	PART NO.	DF22L-*S-7.92C(28)		
		DESIGNED : IO. DENPOUYA	05.05.31	CODE NO.	CL680-		
		DRAWN : FK. MATSUKI	05.05.24				

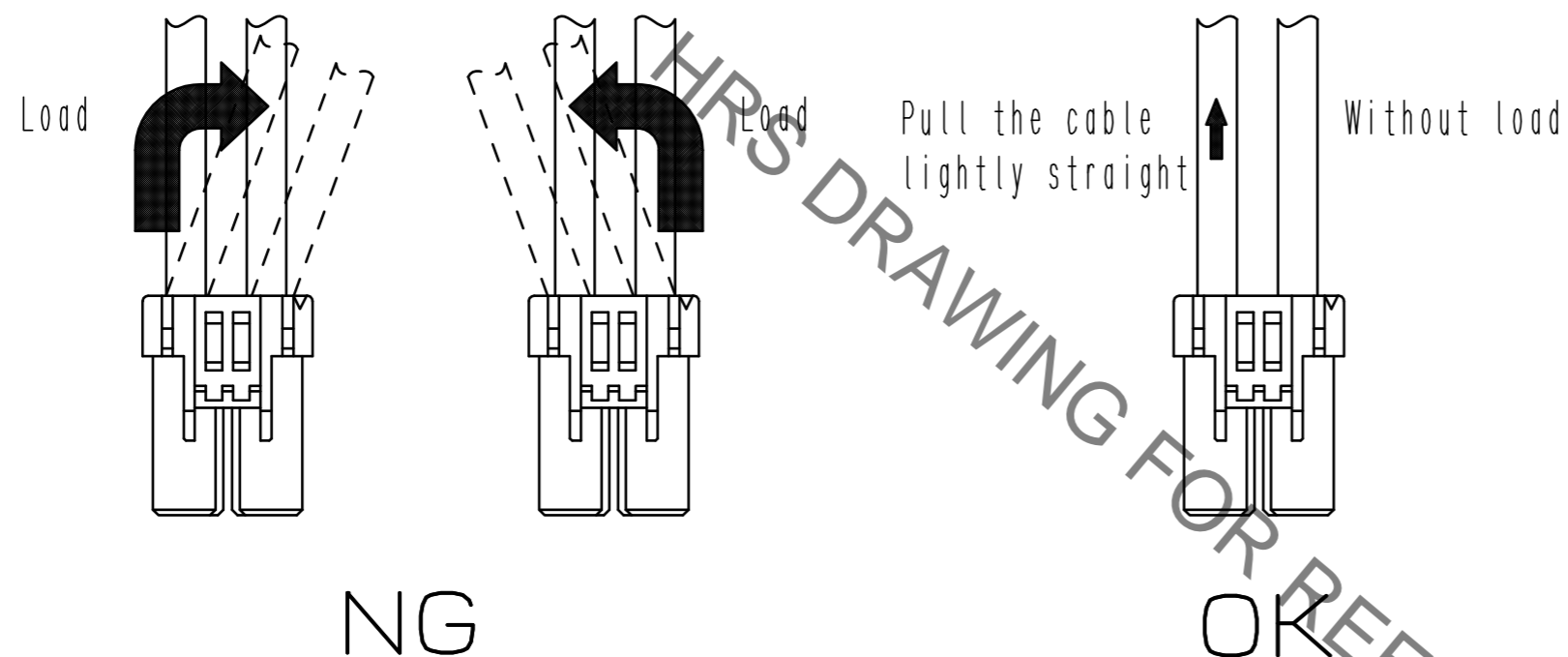
May.1.2023 Copyright 2023 HIROSE ELECTRIC CO., LTD. All Rights Reserved.
In case of consideration for using Automotive equipment / device which demand high reliability, kindly contact our sales window correspondents.



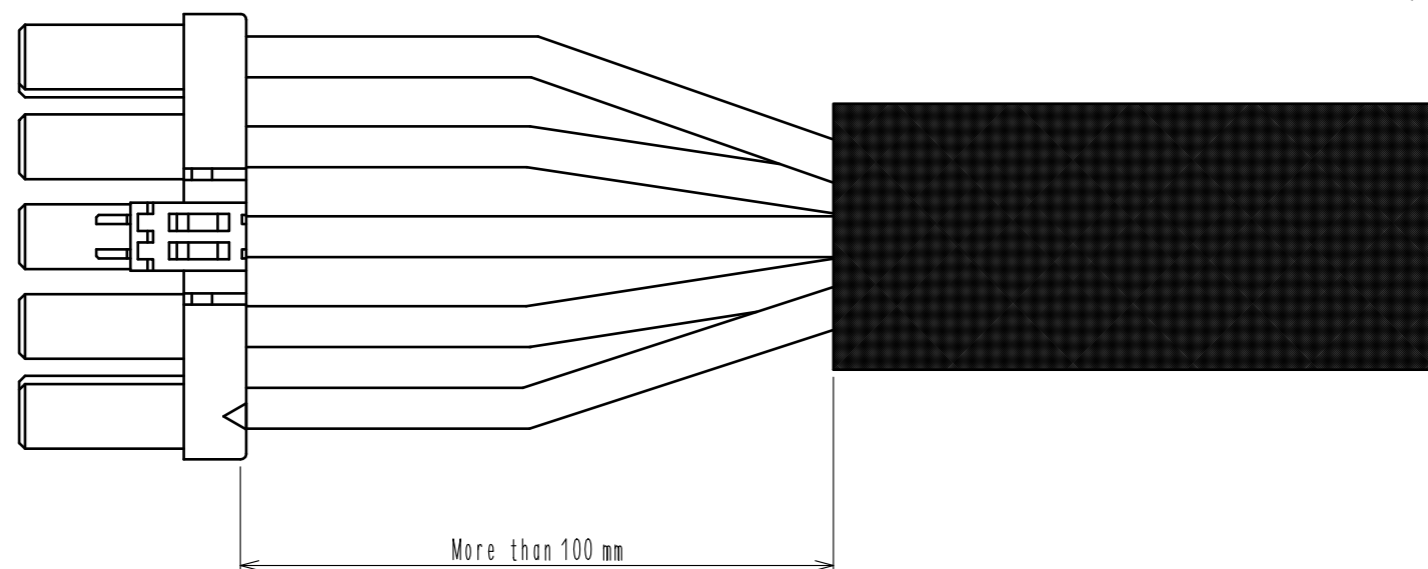
Precautions

Notification for harness assembly

- 1) When inserting the crimping terminal to the crimping socket, please do not tilt the crimping terminal or twist the cable.
Insertion at tilted angles or twisting the cable may cause deformation of the crimping terminal or crimping socket.
- 2) After inserting the crimping terminal to the crimping socket, please make sure that the lance has been hooked with pulling the cable lightly.
When checking the hook, please avoid bending the cable for preventing terminal drop-off.

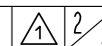


- 3) Bundle cables/Cable Cables
Recommend bundle and strip position of cables are 100 mm or more.
Bundling close to the connectors may cause terminal drop-off, breaking cables and unstable connection.



HRS

DRAWING NO.	EDC3-307747-01
PART NO.	DF22L-*S-7.92C(28)
CODE NO.	CL680-



May.1.2023 Copyright 2023 HIROSE ELECTRIC CO., LTD. All Rights Reserved.
In case of consideration for using Automotive equipment / device which demand high reliability, kindly contact our sales window correspondents.




Precautions

Notification for Insertion/Extraction

1) Please insert(extract) the crimping socket straight to the mating connector.
Insertion(extraction) at tilted angles applies load concentration to the connector end and may cause deformation (at connection area, socket and header case, etc). There is firing risk using this kind of deformed connector.

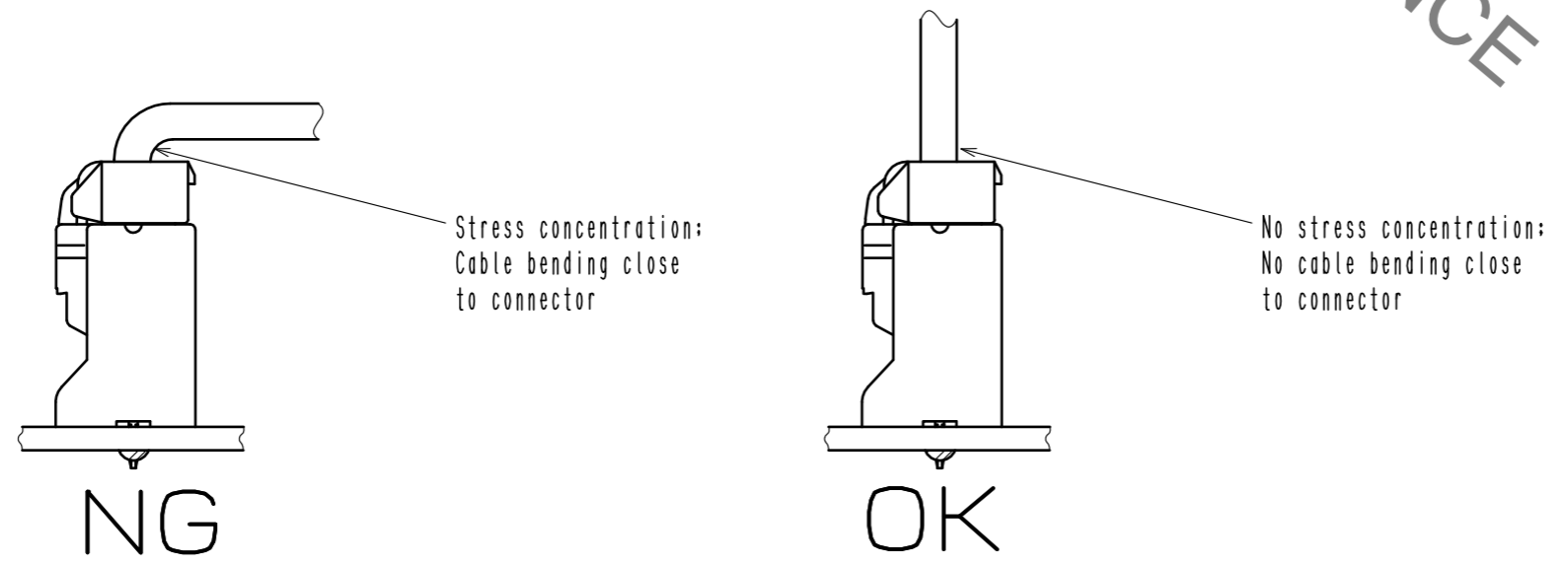
Insertion(Extraction)



2) When it is hard to extract, please lightly insert the connector beforehand and then pull it with releasing the lock.
Forced extraction has a risk of connector breakage.

Notification of wiring

1) When using a thick cable, short cable length and bending close to the connector end, these load concentration may cause deformation.
Please note that there is firing risk using deformed connector.
When installing, please refrain from stress concentration such as cable bending close to the connector end or cable twisting.



2) When applying load to connector end, please use the retainer for reducing the stress affection on the connector.
Retainer shall be installed after inserted crimping contact completely. It might be impossible to insert it when terminal installation is incompletd.

HRS	DRAWING NO.	EDC3-307747-01
	PART NO.	DF22L-*S-7.92C(28)
	CODE NO.	CL680-
		3/3