

- 1
- 2
- 3
- 4
- 5
- 6
- 7
- 8
- 9
- 10
- 11
- 12
- 13
- 14
- 15
- 16
- 17
- 18

LOCK

With opposing blades and double track key with internal profile, not supplied. 9.791 different combinations.

STATOR AND ROTOR

Chrome-plated zinc alloy with drill-proof hardened steel plate and stainless steel front plate.

NUT

M19x1 in brass.

INTERNAL TOOTHED RINGS

For stator in zinc-plated steel, for screw in steel.

CLOSING LEVER

Zinc-plated steel, thickness 2.5 mm.

NUT

Brass.

SCREW

Zinc-plated steel (only for executions CS-RPR.32-30 and CS-RPR.36-35).

ROTATION

180°, with key removable in two positions.

KEYS KIT (TO BE ORDERED SEPARATELY)

The KCR keys kit, not included in the supply, consists of a brass programming key and some nickel silver normal use keys.

- **KCR-05**: 1 programming key and 5 normal use keys.
- **KCR-10**: 1 programming key and 10 normal use keys.
- **KCR-01**: 25 normal use keys.

SPECIAL EXECUTIONS AND ACCESSORIES

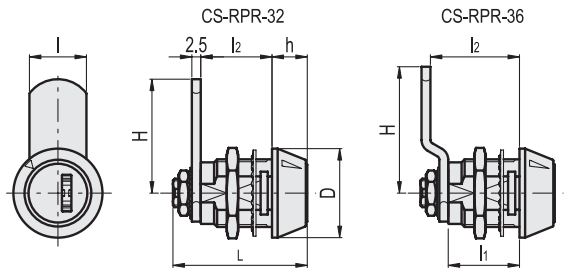
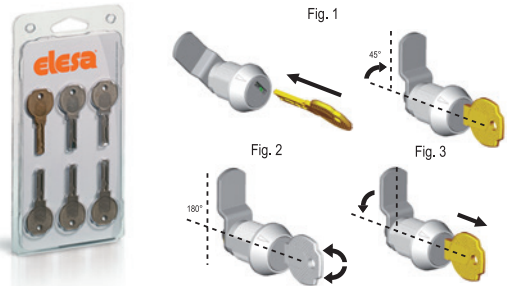
- Closing levers in other dimensions.
- Other programming key kits.

FEATURES AND APPLICATIONS

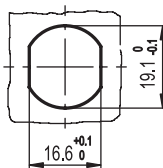
Reprogrammable lock latches CS-RPR are supplied non-programmed with the rotor positioned in line with the index marked on the stator front surface.

- First programming: insert the programming brass key and turn the lock clockwise by 45° (Fig.1). The lock is now programmed. Insert the normal use key in nickel silver to lock or unlock the latch (Fig.2).
- Reprogramming of the lock: insert the first brass programming key and turn the lock anticlockwise by 45° until the rotor is in the neutral position (Fig.3). Remove the key, insert now the new programming key (new kit) and turn it clockwise by 45° (Fig.1).

Now the lock has been reprogrammed with a new combination and the nickel silver normal use keys, included in the kit of the new programming key, must be used to lock or unlock the latch (Fig.2).

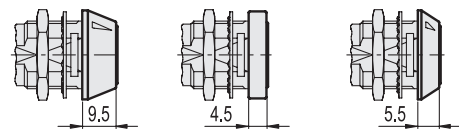


Drilling template



Conversion Table	
1 mm = 0.039 inch	
D	
mm	inch
22	0.87
25	0.98

- CS-RPR.32-20 CS-RPR.32-25 CS-RPR.32-30
- CS-RPR.36-25 CS-RPR.36-30 CS-RPR.36-35



METRIC

Code	Description	D	H	L	l	li	l2	h	△△
421555	CS-RPR.32-20	25	32	37.5	16	20	20	9.5	65
421557	CS-RPR.32-25	22	32	37.5	16	25	25	4.5	70
421559	CS-RPR.32-30	25	32	40.5	16	30	30	5.5	85
421575	CS-RPR.36-25	25	35.5	37.5	16	20	25	9.5	70
421577	CS-RPR.36-30	22	35.5	37.5	16	25	30	4.5	75
421579	CS-RPR.36-35	25	35.5	40.5	16	30	35	5.5	90