





APPLICABLE STANDARD		IEC 61169-32			
RATING	OPERATING TEMPERATURE RANGE	-55°C TO +125°C(95%RH MAX)	STORAGE TEMPERATURE RANGE	-55°C TO +85°C(95%RH MAX)	
	POWER	_____ W	CHARACTERISTIC IMPEDANCE	50Ω (0 TO 65 GHz)	
	PECULIARITY	_____	APPLICABLE CABLE	_____	
SPECIFICATIONS					
ITEM		TEST METHOD	REQUIREMENTS	QT	AT
CONSTRUCTION					
GENERAL EXAMINATION		VISUALLY AND BY MEASURING INSTRUMENT.	ACCORDING TO DRAWING.	X	X
MARKING		CONFIRMED VISUALLY.		X	X
ELECTRIC CHARACTERISTICS					
CONTACT RESISTANCE		100 mA MAX (DC OR 1000 Hz).	CENTER CONTACT 4 mΩ MAX.	X	X
			OUTER CONTACT 2 mΩ MAX.	X	X
INSULATION RESISTANCE		100 V DC.	1000 MΩ MIN.	X	X
VOLTAGE PROOF		200 V AC FOR 1 min.CURRENT LEAKAGE 2mA MAX.	NO FLASHOVER OR BREAKDOWN.	X	X
VOLTAGE STANDING WAVE RATIO		FREQUENCY 0 TO 65 GHz.	※VSWR 1.5 MAX. (0 TO 65GHz)	X	X
INSERTION LOSS		FREQUENCY TO GHz	dB MAX.	-	-
MECHANICAL CHARACTERISTICS					
CONTACT INSERTION AND EXTRACTION FORCES		EXTRACTION GAUGE: $\phi 0.495_{-0.005}^0$ [mm] STEEL GAUGE.	INSERTION FORCE N MAX.	-	-
			EXTRACTION FORCE 0.05 ~ 2 N MIN.	X	X
INSERTION AND WITHDRAWAL FORCES		MEASURED BY APPLICABLE CONNECTOR.	INSERTION FORCE N MAX.	-	-
			EXTRACTION FORCE N MIN.	-	-
MECHANICAL OPERATION		500 TIMES INSERTIONS AND EXTRACTIONS.	1) CONTACT RESISTANCE: CENTER CONTACT 6 mΩMAX. OUTER CONTACT 4 mΩMAX. 2) NO DAMAGE, CRACK AND LOOSENESS OF PARTS.	X	-
VIBRATION		FREQUENCY 10 TO 2000 Hz SINGLE AMPLITUDE 0.75 mm, 196 m/s ² AT 10 CYCLES FOR 3 DIRECTIONS.	1) NO ELECTRICAL DISCONTINUITY OF 1 μs. 2) NO DAMAGE, CRACK AND LOOSENESS OF PARTS.	X	-
SHOCK		980 m/s ² DIRECTIONS OF PULSE 6 ms AT 3 TIMES FOR 3 DIRECTIONS.		X	-
ENVIRONMENTAL CHARACTERISTICS					
DAMP HEAT,CYCLIC		EXPOSED AT -10 TO +65 °C, 90~96 % TOTAL 10 CYCLES (240 h) 	1) INSULATION RESISTANCE: 100 MΩ MIN. (AT HIGH HUMIDITY) 2) INSULATION RESISTANCE: 1000 MΩ MIN. (AT DRY) 3) NO DAMAGE, CRACK AND LOOSENESS OF PARTS.	X	-
RAPID CHANGE OF TEMPERATURE		TEMPERATURE -55 → -- → +125 → -- °C TIME 30 → 3 → 30 → 3 min. UNDER 5 CYCLES.	NO DAMAGE, CRACK AND LOOSENESS OF PARTS.	X	-
CORROSION SALT MIST		EXPOSED IN 5 % SALT WATER SPRAY FOR 48 h.	VSWR CHARACTERISTIC SHALL BE MET.	X	-
	COUNT	DESCRIPTION OF REVISIONS	DESIGNED	CHECKED	DATE
	1	DIS-D-00004506	AH. MARUYAMA	NK. NINOMIYA	20191030
REMARK			APPROVED	NK. NINOMIYA	20190823
※VSWR is evaluated by de-embedded PCB trace.			CHECKED	NK. NINOMIYA	20190822
UNLESS OTHERWISE SPECIFIED, REFER TO IEC 60512.			DESIGNED	AH. MARUYAMA	20190821
			DRAWN	AH. MARUYAMA	20190821
Note QT:Qualification Test AT:Assurance Test X:Applicable Test			DRAWING NO.		ELC-384075-00-00
	SPECIFICATION SHEET		PART NO.	HV-LR-SR2	
	HIROSE ELECTRIC CO., LTD.		CODE NO.	CL338-0018-0-00	 1/1