

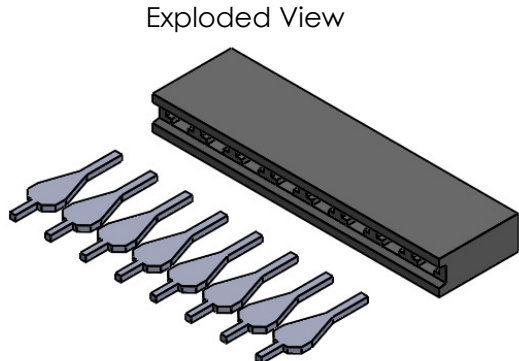
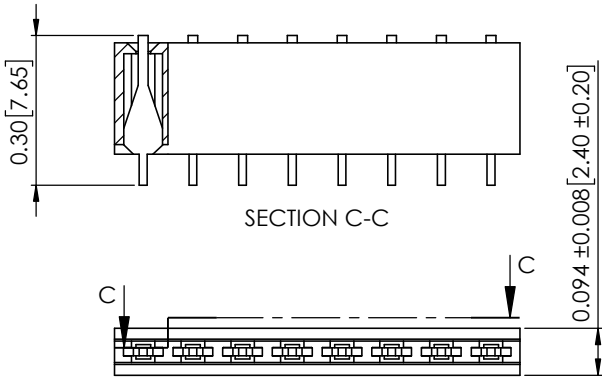

4

3

2

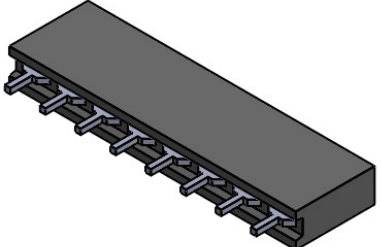
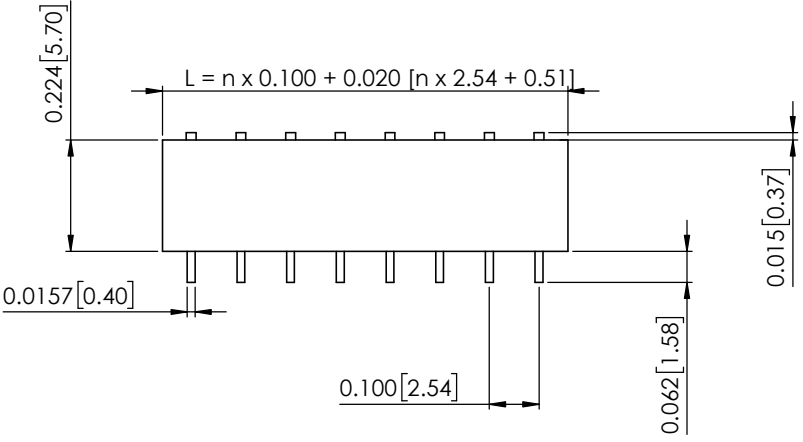
1

| REVISIONS | | |
|-----------|-----------------|-------------|
| REV. | DESCRIPTION | DATE |
| A | Initial Release | 3 Sep. 2016 |



| PINS (n) | PART NUMBER | LENGTH (L) |
|----------|--------------|---------------|
| 8 | FLIP-PINS-08 | 0.820 [20.83] |
| 14 | FLIP-PINS-14 | 1.420 [36.07] |
| 20 | FLIP-PINS-20 | 2.020 [51.31] |

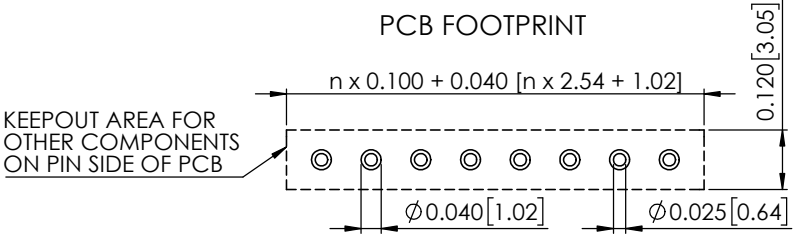
ALL DIMENSIONS: INCH [MM]



Specifications:
 Rating:
 Current rating: 3.0 Amp
 Voltage rating: 250V AC/DC
 Operating temperature range: -40° to +105°C

Electrical:
 Contact resistance: 0.020 Ohm max.
 Insulator resistance: 1000 MOhm min.
 Withstanding voltage: 500 V AC/Minute

Material and Finish:
 Insulator: PBT UL94V-0 Color: Black
 Contact: Brass
 Plated: Tin plated over Nickel (Final Pin Thickness: 0.0157 [0.40])



| | | |
|----------------------------|-------------------------------------|-----------------|
| | | |
| TITLE: Flip-Pins | | |
| SIZE B | FAMILY PART NUMBER: FLIP-PINS-XX | REV A |
| SHEET 1 OF 1 | | |

4

3

2

1