


SIGN	DATE	DESCRIPTION	APPROVER

THIS IS CAD DRAWING, DO NOT REVISE MANUALLY!!!

SPECIFICATIONS

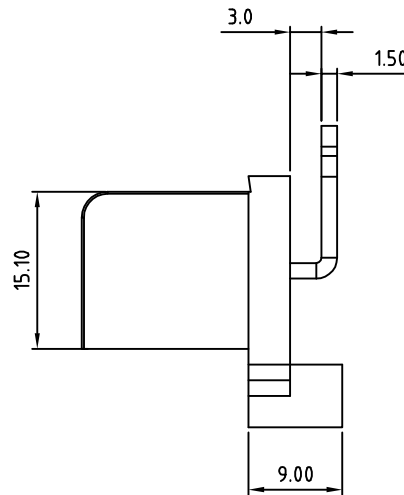
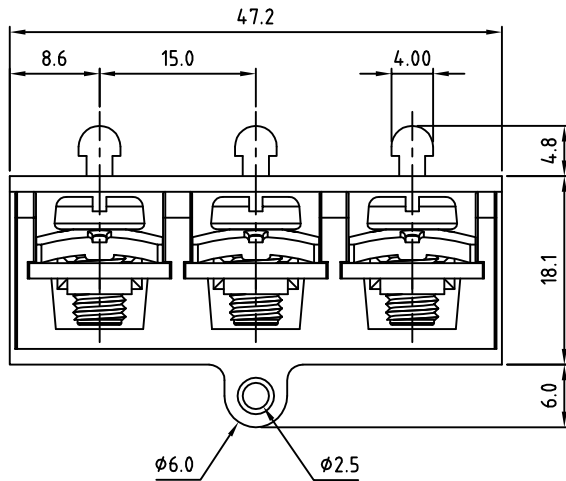
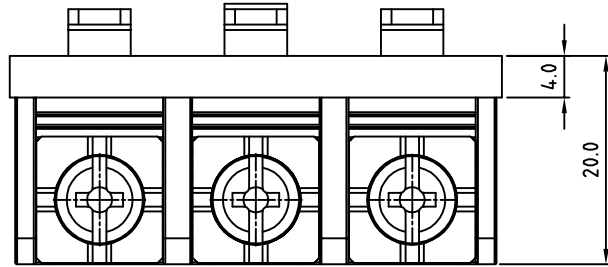
VOLTAGE & CURRENT: DC 24 V, 30 A
 WITHSTANDING VOLTAGE: AC 2000 V/Min
 INSULATION RESISTANCE: 1000 MΩ OR MORE AT DC 500 V
 TEMPERATURE RANGE: -40 °C ~ +105 °C
 SCREW TORQUE VALUE: 10 Kgf.cm
 WIRE RANGE: 22 - 12 AWG
 1) MOLDED PARTS: Thermoplastic (UL 94 V-0)BLACK
 2) TERMINAL: BRASS, 1.5t, Tin PLATED
 3) TERMINAL SCREWS: STEEL, Ni PLATED, M5

APPROVAL: () Pending

RoHS Compliant

PART NUMBER:

OSTYK11E03030



THESE DRAWINGS AND SPECIFICATIONS ARE THE PROPERTY OF ON-SHORE TECHNOLOGY, INC. AND SHALL NOT BE REPRODUCED, COPIED OR USED IN ANY MANNER WITHOUT THE PRIOR WRITTEN CONSENT OF ON-SHORE TECHNOLOGY, INC.

TITLE	OSTYK-11E-3P					DWG NO.	OSTYK11E03030.DWG		
PART NO.	OSTYK11E03030								
APPROVED	CHECKED	DESIGNED	DRAWN	CUST NO.					
Shi Jun 2007.07.18	Seamus 2007.07.18	LUCY 2007.7.18	LUCY 2007.7.18						
						UNIT: mm	Tolerance		
						SCALE: NONE	X.	±0.50	
					SHEET: 01/01	REV.: D	X.X	±0.30	
						X.XX	±0.10		
					X°	±1°			