

XGHB440845

Electronic tag, Radio frequency identification
XG, RFID 13.56 MHz, flat form 40 x 40 x 15,
8192 Bytes



Main

Range of Product	Telemecanique Radio frequency identification XG
Product or Component Type	Electronic tag
RFID electronic tag name	XGHB
RFID Frequency	13.56 MHz
Design	Flat form 40 x 40 x 15
Memory capacity	8 kB
Associated smart antenna	XGCS
[Sn] nominal sensing distance	0.98 In (25 mm) XGCS49 1.54 In (39 mm) XGCS89 1.54 in (39 mm) XGCS85
Outer dimension	40 x 40 x 15 mm
Quantity per Set	Set of 1
Read time	6 + 0.25 x (number of 16-bit words) ms
Write time	6 + 0.25 x (number of 16-bit words) ms
IP Degree of Protection	IP68
Fixing Mode	By clips By screws

Complementary

Memory type	FeRAM
Memory operation	Read/write
Number of read cycles	10000000000
Number of write cycles	10000000000 -13...158 °F (-25...70 °C)
Maximum linear speed with "auto read/write function"	7.55 Ft/S (2.3 m/s) XGCS49 read a serial number) 5.91 Ft/S (1.8 m/s) XGCS49 read a word) 5.58 Ft/S (1.7 m/s) XGCS49 read or write 10 words) 12.47 Ft/S (3.8 m/s) XGCS89 read a serial number) 9.84 Ft/S (3 m/s) XGCS89 read a word) 8.53 Ft/S (2.6 m/s) XGCS89 read or write 10 words) 12.47 Ft/S (3.8 m/s) XGCS85 read a serial number) 9.84 Ft/S (3 m/s) XGCS85 read a word) 8.53 ft/s (2.6 m/s) XGCS85 read or write 10 words)
Data Retention Time	10 year(s)
Mounting Location	Possible on metal support
Material	PBT (polybutylene terephthalate)
Net Weight	0.07 lb(US) (0.031 kg)

Environment

Standards	ISO 14443
Ambient air temperature for operation	-13...158 °F (-25...70 °C)
Ambient Air Temperature for Storage	-40...185 °F (-40...85 °C)
Vibration resistance	2 mm 5...29.5 Hz)EN 60068-2-6 7 gn 29.5...150 Hz)EN 60068-2-6
Shock resistance	30 gn 11 ms EN 60068-2-27
IK degree of protection	IK02 EN 50102

The information provided in this documentation contains general descriptions and/or technical characteristics of the performance of the products contained herein. This documentation is not intended as a substitute for and is not to be used for determining suitability or reliability of these products for specific user applications. It is the duty of any such user or integrator to perform the appropriate and complete risk analysis, evaluation and testing of the products with respect to the relevant specific application or use thereof. Neither Schneider Electric Industries SAS nor any of its affiliates or subsidiaries shall be responsible or liable for misuse of the information contained herein.

Ordering and shipping details

Category	22491 - SENS,IDENTIFICATION DEVICE (XGK)
Discount Schedule	DS2
GTIN	3389119055062
Nbr. of units in pkg.	1
Package weight(Lbs)	1.66 oz (47 g)
Returnability	No
Country of origin	FR

Packing Units

Unit Type of Package 1	PCE
Package 1 Height	0.79 in (2 cm)
Package 1 width	2.36 in (6 cm)
Package 1 Length	3.39 in (8.6 cm)
Unit Type of Package 2	S01
Number of Units in Package 2	32
Package 2 Weight	3.75 lb(US) (1.699 kg)
Package 2 Height	5.91 in (15 cm)
Package 2 width	5.91 in (15 cm)
Package 2 Length	15.75 in (40 cm)

Offer Sustainability

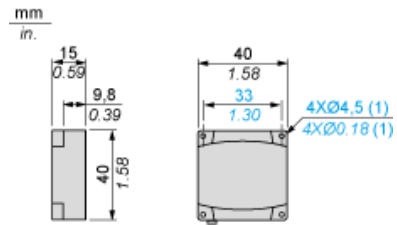
California proposition 65	WARNING: This product can expose you to chemicals including: Diisononyl phthalate (DINP), which is known to the State of California to cause cancer, and Di-isodecyl phthalate (DIDP), which is known to the State of California to cause birth defects or other reproductive harm. For more information go to www.P65Warnings.ca.gov
REACH Regulation	REACH Declaration
EU RoHS Directive	Pro-active compliance (Product out of EU RoHS legal scope) EU RoHS Declaration
Mercury free	Yes
RoHS exemption information	Yes

Contractual warranty

Warranty	18 months
----------	-----------

Dimensions

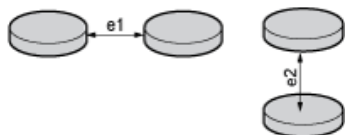
Updatable Code Electronic Tags



(1) For CHC type screws

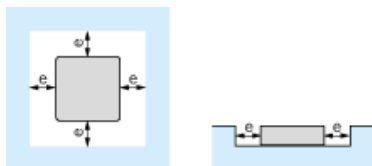
Minimum Mounting Distances

Distance Between Tags



XGCS4901201 smart antenna (format 40)		XGCS8•• smart antennas (format 80)	
e1	e2	e1	e2
30	10	60	10

Minimum Mounting Distances in a Metal Structure



(e) ≥ 20 mm.