



Feed-through terminal, Tension-spring connection, Mounting type: Mounting rail TS 35/7.5, Rated cross-section: 4 mm², Width: 6.1 mm, Colour: Grey

RAL: 7030

Business data

Article number	3515.6
Article name	ZRK 4/2A GR
GTIN (EAN)	4044211179601
Packaging unit	100
Quantity unit	PC
Weight per piece (not including packaging)	9.6 g
Weight per piece (including packaging)	10.2 g
Unit of weight	G
Customs number	85369010
Country of origin	CZ
Prio-Article	3515.2
Product description	Feed-through terminal

Data sheet

3515.6 ZRK 4/2A GR

Technical data

Dimensions

Length	64 mm
Width	6.1 mm
Height TS 35/7.5	42 mm

Ratings

Rated voltage	800 V
Rated current	32 A
Rated cross-section	4 mm ²
Rated impulse voltage	8 kV
Overvoltage category	III
Contamination degree	3
Maximum power dissipation for nominal condition	1.02 W

Connection data

Connection principle	Tension-spring connection
Connection position	Diagonal
Connections	2
Number of terminals per level	2
Number of levels	1
Wire cross-section single-core (rigid) / stranded, min.	0.5 mm ²
Wire cross-section single core (rigid)/stranded, max.	6 mm ²
Wire cross-section stranded, min.	0.6 mm ²
Wire cross-section stranded, max.	6 mm ²
Wire cross-section stranded with wire-end ferrules, min.	0.5 mm ²
Wire cross-section stranded with wire-end ferrules, max.	4 mm ²
Wire cross-section AWG, min.	20
Wire cross-section AWG, max.	10
Stripping length	12 mm

Materials

Insulation housing	Polyamide 6.6
Flammability class UL 94	V-0
Working temperature, min.	-40 °C
Working temperature, max.	120 °C

Technical data

Further technical data

Mounting type	Mounting rail TS 35/7,5
Gauge plug acc. to EN 60 947-1	A4
Number of cross-connection channels	2
End plate required	✓
Number of test pick-off options	2

Environmental Product Compliance

REACH Conform	yes
REACH Reference date	2022-06-10
REACH Candidate Substance Note	No
RoHS Conform	yes

Approvals

Standards and regulations

EAC approval	TR ZU 004/2011
--------------	----------------

EAC approval granted	yes
----------------------	-----

CSA approval

CSA approval	C22.2 No 158
--------------	--------------

CSA approval granted	yes
----------------------	-----

CSA Usegroup C: rated voltage	600 V
-------------------------------	-------

CSA Usegroup C: rated current	35 A
-------------------------------	------

CSA wire cross-section AWG, min.	20
----------------------------------	----

CSA wire cross-section AWG, max.	10
----------------------------------	----

CSA stripping length	10 mm
----------------------	-------

CSAus approval

CSAus approval	UL 1059
----------------	---------

CSAus approval granted	yes
------------------------	-----

CSAus Usegroup C: rated voltage	600 V
---------------------------------	-------

CSAus Usegroup C: rated current	35 A
---------------------------------	------

CSAus wire cross-section AWG, min.	20
------------------------------------	----

CSAus wire cross-section AWG, max.	10
------------------------------------	----

CSAus stripping length	10 mm
------------------------	-------

KEMA KEUR approval

KEMA KEUR approval	EN 60947-7-1:2009
--------------------	-------------------

KEMA KEUR approval granted	yes
----------------------------	-----

KEMA rated voltage	800 V
--------------------	-------

KEMA rated current	32 A
--------------------	------

KEMA rated impulse voltage	8 kV
----------------------------	------

KEMA wire cross-section single core (rigid), min.	0.6 mm ²
---	---------------------

KEMA wire cross-section single-core (rigid), max.	6 mm ²
---	-------------------

KEMA wire cross-section stranded, min.	0.6 mm ²
--	---------------------

KEMA wire cross-section stranded, max.	6 mm ²
--	-------------------

Approvals


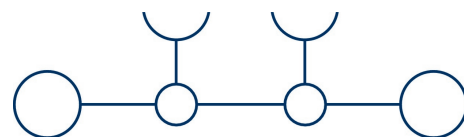
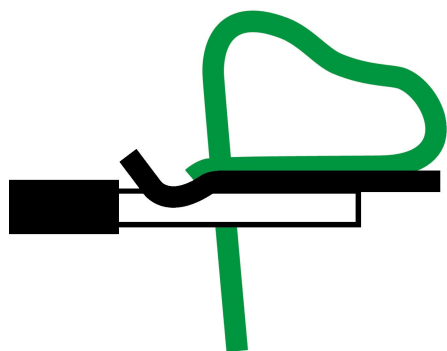
UL Recognized

UL approval	UL 1059
UL Usegroup B: rated voltage	600 V
UL Usegroup B: rated current	35 A
UL Usegroup C: rated voltage	600 V
UL Usegroup C: rated current	35 A
UL Usegroup D: rated voltage	600 V
UL Usegroup D: rated current	35 A
UL wire cross-section single-core (rigid) AWG, min.	20
UL wire cross-section single-core (rigid) AWG, max.	10
UL wire cross-section stranded AWG, min.	20
UL wire cross-section stranded AWG, max.	10
UL wire material	Cu
UL factory wiring	1
UL field wiring	1
UL Recognized	1

DNV GL Approval

DNV GL Location Classes	Temperature: B, Humidity: B, Vibration: A
DNV GL approval granted	1
DNV GL rated cross-section	4 mm ²
DNV GL rated current	32 A
DNV GL rated voltage	800 V
DNV GL test standard	IEC 60947-7-1:2009
DNV GL wire cross-section single-core (rigid), max.	6 mm ²
DNV GL wire cross-section stranded, max.	4 mm ²

Media



Accessories


End plate



End plate, Width: 2 mm, Colour: Beige

Article number	Article name	GTIN (EAN)	Packaging unit
<u>3703.2</u>	ZAP 4/2A BG	4044211060138	50

End stop



End stop, Mounting type: Mounting rail TS 35/7.5 and TS 35/15, Width: 6 mm, Colour: Beige


Article number	Article name	GTIN (EAN)	Packaging unit
<u>3748.2</u>	ZES 35 BG	4044211060572	50

Insulated cross-connector



Insulated cross-connector, No. of poles: 4, Mounting type: Plug in, Width: 22.3 mm, Rated cross-section: 4 mm², Colour: Yellow

Article number	Article name	GTIN (EAN)	Packaging unit
<u>3722.8</u>	ZQI 4/4 YE	4044211060404	20



Insulated cross-connector, No. of poles: 6, Mounting type: Plug in, Width: 34.5 mm, Rated cross-section: 4 mm², Colour: Yellow

Article number	Article name	GTIN (EAN)	Packaging unit
<u>3724.8</u>	ZQI 4/6 YE	4044211060428	20




Insulated cross-connector, No. of poles: 2, Mounting type: Plug in, Width: 10.1 mm, Rated cross-section: 4 mm², Colour: Yellow

Article number	Article name	GTIN (EAN)	Packaging unit
<u>3720.8</u>	ZQI 4/2 YE	4044211060381	50

Data sheet

3515.6 ZRK 4/2A GR

Insulated cross-connector




Insulated cross-connector, No. of poles: 5, Mounting type: Plug in, Width: 28.4 mm, Rated cross-section: 4 mm², Colour: Yellow

Article number	Article name	GTIN (EAN)	Packaging unit
<u>3723.8</u>	ZQI 4/5 YE	4044211060411	20



Insulated cross-connector, No. of poles: 9, Mounting type: Plug in, Width: 52.8 mm, Rated cross-section: 4 mm², Colour: Yellow

Article number	Article name	GTIN (EAN)	Packaging unit
<u>3727.8</u>	ZQI 4/9 YE	4044211060459	10




Insulated cross-connector, No. of poles: 3, Mounting type: Plug in, Width: 16.2 mm, Rated cross-section: 4 mm², Colour: Yellow

Article number	Article name	GTIN (EAN)	Packaging unit
<u>3721.8</u>	ZQI 4/3 YE	4044211060398	50



Insulated cross-connector, No. of poles: 10, Mounting type: Plug in, Width: 58.9 mm, Rated cross-section: 4 mm², Colour: Yellow

Article number	Article name	GTIN (EAN)	Packaging unit
<u>3728.8</u>	ZQI 4/10 YE	4044211060466	10



Insulated cross-connector, No. of poles: 7, Mounting type: Plug in, Width: 40.6 mm, Rated cross-section: 4 mm², Colour: Yellow

Article number	Article name	GTIN (EAN)	Packaging unit
<u>3725.8</u>	ZQI 4/7 YE	4044211060435	20




Insulated cross-connector, No. of poles: 8, Mounting type: Plug in, Width: 46.7 mm, Rated cross-section: 4 mm², Colour: Yellow

Article number	Article name	GTIN (EAN)	Packaging unit
<u>3726.8</u>	ZQI 4/8 YE	4044211060442	10

Quick marking

Data sheet


3515.6 ZRK 4/2A GR



Terminal marker / Pocket Maxicard, Length: 5 mm, Width: 6 mm, Colour: White

Article number	Article name	GTIN (EAN)	Packaging unit
<u>4702.7</u>	PMC SB 6/50 WH	4044211089986	500 ST

Four-way cover



Cover, Length: 8 mm, Width: 24.4 mm, Colour: Yellow

Article number	Article name	GTIN (EAN)	Packaging unit
<u>3707.0</u>	ZAD 4/4/B YE	4044211060251	20 ST

Reducing sleeves



Reducing sleeve, Width: 61 mm, Pitch size: 6.1 mm, Colour: White

Article number	Article name	GTIN (EAN)	Packaging unit
<u>3753.7</u>	ZRH 4/0,13-0,2 WH	4044211060626	1000 ST



Reducing sleeve, Width: 61 mm, Pitch size: 6.1 mm, Colour: Black

Article number	Article name	GTIN (EAN)	Packaging unit
<u>3755.4</u>	ZRH 4/0,75-1,0 BK	4044211060640	1000 ST



Reducing sleeve, Width: 61 mm, Pitch size: 6.1 mm, Colour: Grey

Article number	Article name	GTIN (EAN)	Packaging unit
<u>3754.6</u>	ZRH 4/0,25-0,5 GR	4044211060633	1000 ST