

# RH-S1

## Bridge handles

Rectangular cross section, aluminium

METRIC



### STANDARD EXECUTIONS

Threaded blind holes.

- **RHS1-01**: anodised aluminium, natural colour, matte finish.
- **RHS1-04**: anodised aluminium, black colour, matte finish.

### FEATURES AND APPLICATIONS

Careful machining of the surface of the handle using special machines eliminates all sharp edges.

RH-S1 series handles adapt well to use on a 19" rack and instruments in general.

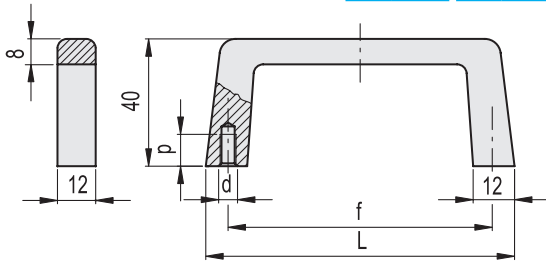
HE = height unit of the front panel: 1 HE = 44.45 mm = 1 6/8".

### SPECIAL EXECUTIONS ON REQUEST

Different lengths and colours.



Conversion Table			
1 mm = 0.039 inch			
f		L	
mm	inch	mm	inch
25	0.98	40	1.57
55	2.16	69	2.71
88	3.46	98	3.86
90	3.54	102	4.02
120	4.72	132	5.20
180	7.09	134	5.28
		194	7.64



METRIC

Code	Code	f	L	d	p	G	HE*	△
RHS1-12.025.01	RHS1-12.025.04	25	40	M5	10	44	1	22
RHS1-12.055.01	RHS1-12.055.04	55	69	M5	10	88	2	39
RHS1-12.088.01	RHS1-12.088.04	88	102	M5	10	132.5	3	46
RHS1-12.120.01	RHS1-12.120.04	120	134	M5	10	177	4	55
RHS1-12.180.01	RHS1-12.180.04	180	194	M5	10	221.5	5	69

HE\* = height unit of the front panel: 1 HE = 44.45 mm = 1 6/8".

# RH-MG

## Bridge handles

Rectangular cross section, aluminium

METRIC



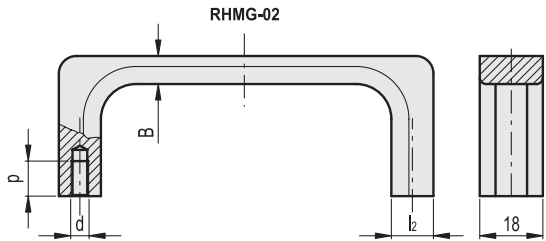
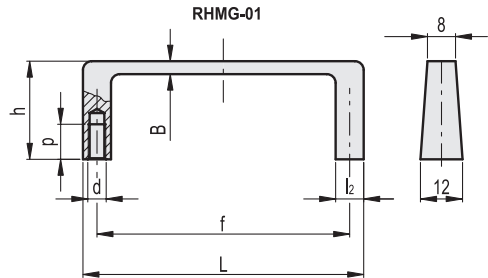
### STANDARD EXECUTIONS

Threaded blind holes.

- **RHMG-01**: ground anodised aluminium, natural colour, matte finish.
- **RHMG-04**: ground anodised aluminium, black colour, matte finish.

### OTHER STANDARD EXECUTIONS AVAILABLE

Version RH-MG-CLEAN (see page 482).



METRIC

Code	Code	f	L	d	p	B	h	l2	△
RHMG-01.090.01	RHMG-01.090.04	90	98	M5	10	3.7	28	8	18
RHMG-02.120.01	RHMG-02.120.04	120	132	M6	12	8	40	12	82

- 1
- 2
- 3
- 4
- 5
- 6
- 7
- 8
- 9
- 10
- 11
- 12
- 13
- 14
- 15
- 16
- 17
- 18

Lift & Pull handles