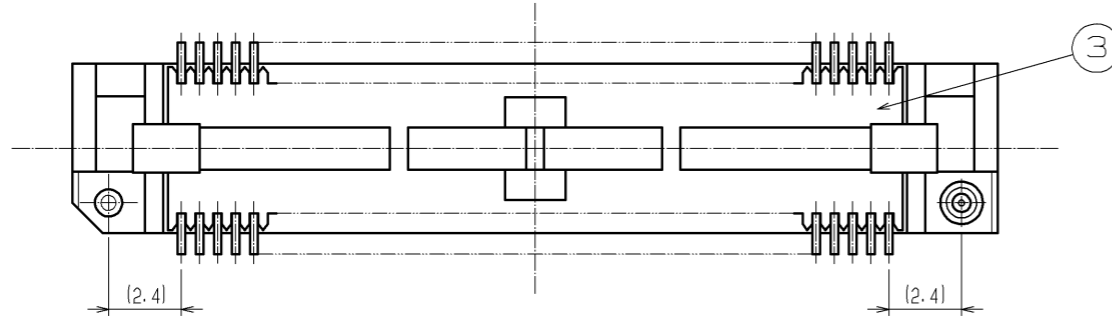
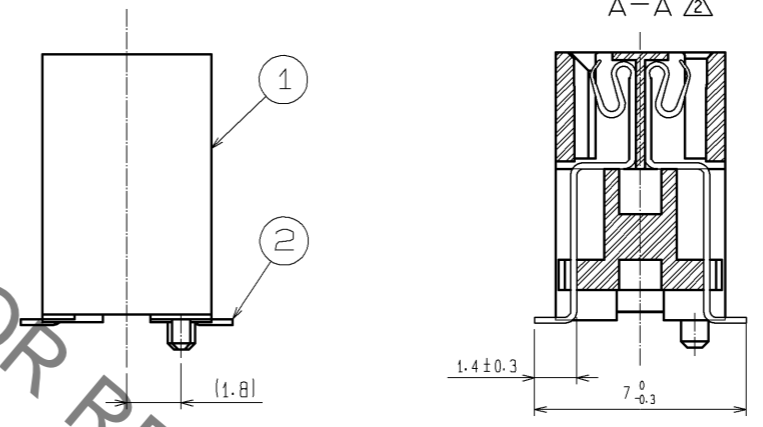
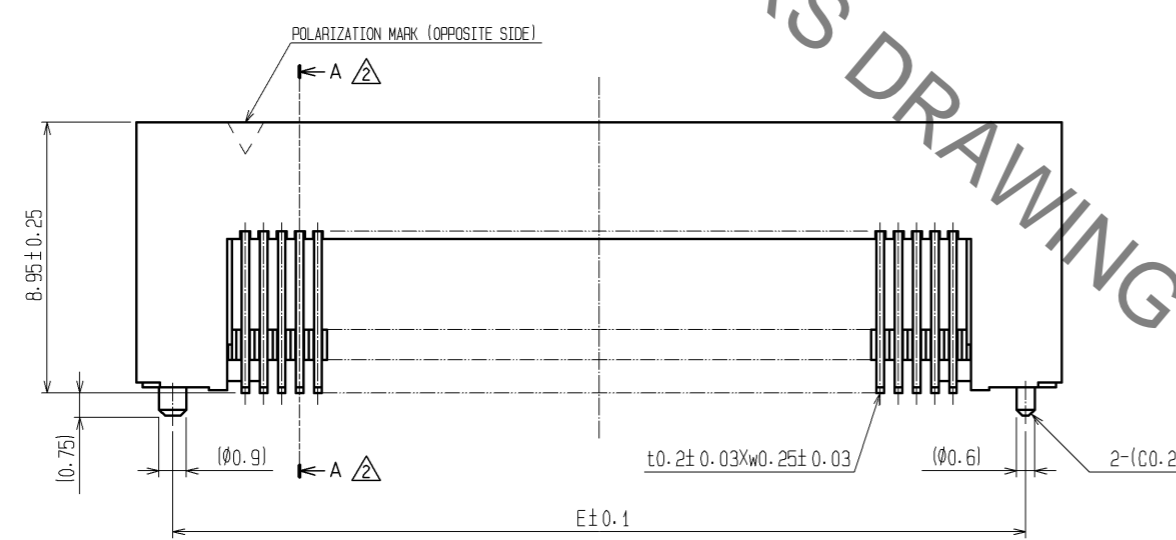
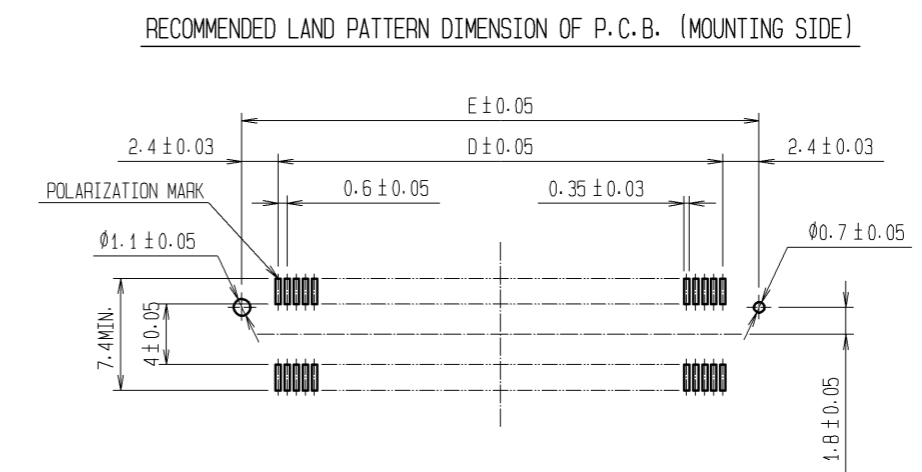
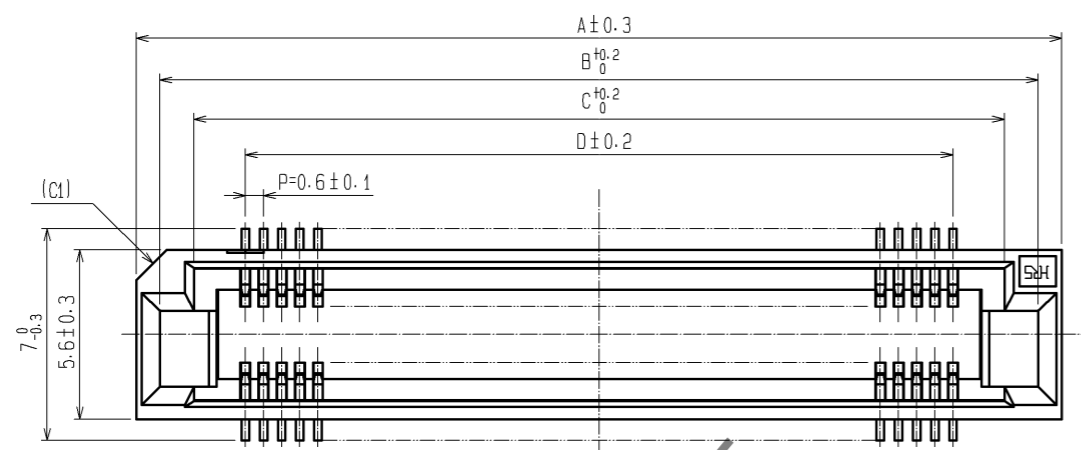


May.1.2023 Copyright 2023 HIROSE ELECTRIC CO., LTD. All Rights Reserved.
In case of consideration for using Automotive equipment / device which demand high reliability, kindly contact our sales window correspondents.



- NOTE 1. LEAD CO-PLANARITY SHALL BE 0.1mm MAX.
 2. EMBOSSED CARRIER TAPE PACKAGING SHALL BE APPLIED FOR THIS PRODUCT. SEE NEXT PAGE FOR DETAILS.
 3. FOR MODIFICATION, ETC., PREVENTIVE HOLE FOR SINK MARK MAY BE ADDED ACCORDING TO CIRCUMSTANCES.
 4. THE DIMENSIONS IN PARENTHESES ARE FOR REFERENCE.
 5 NUMBER OF CONTACTS.

DIMENSION TABLE OF CONNECTOR AND P.C.B. LAND PATTERN.


PART No.	CODE No.	5	A	B	C	D	E
FX8C-60S-SV5(92)	CL578-0821-0-92	60	24.60	23.05	20.80	17.40	22.20
FX8C-80S-SV5(92)	CL578-0823-5-92	80	30.60	29.05	26.80	23.40	28.20
FX8C-100S-SV5(92)	CL578-0825-0-92	100	36.60	35.05	32.80	29.40	34.20
FX8C-120S-SV5(92)	CL578-0826-3-92	120	42.60	41.05	38.80	35.40	40.20
FX8C-140S-SV5(92)	CL578-0827-6-92	140	48.60	47.05	44.80	41.40	46.20

2	PHOSPHOR BRONZE	CONTACT AREA: GOLD 0.1µm min.	5	POLYESTER	(TOP COVER TAPE)	
		LEAD AREA: TIN-PLATING 1µm min.			(EMBOSSED CARRIER TAPE)	
1, 3	PPS	UNDER PLATING: NICKEL 1µm min.	4	PS		
NO.	MATERIAL	FINISH, REMARKS	NO.	MATERIAL	FINISH, REMARKS	
UNITS mm	SCALE FREE	COUNT 6	DESCRIPTION OF REVISIONS DIS-F-002239	DESIGNED TS. MIYAKI	CHECKED HS. OZAWA	DATE 07.08.02
APPROVED: YK. YOSHIMURA 03.02.19		DRAWING NO. EDC3-151023-22				
CHECKED: HS. OKAWA 03.02.18		PART NO. FX8C-*S-SV5(92)				
DESIGNED: KY. NAKAMURA 03.02.17		CODE NO. CL578				
DRAWN: SK. SUZUKI 03.02.07						

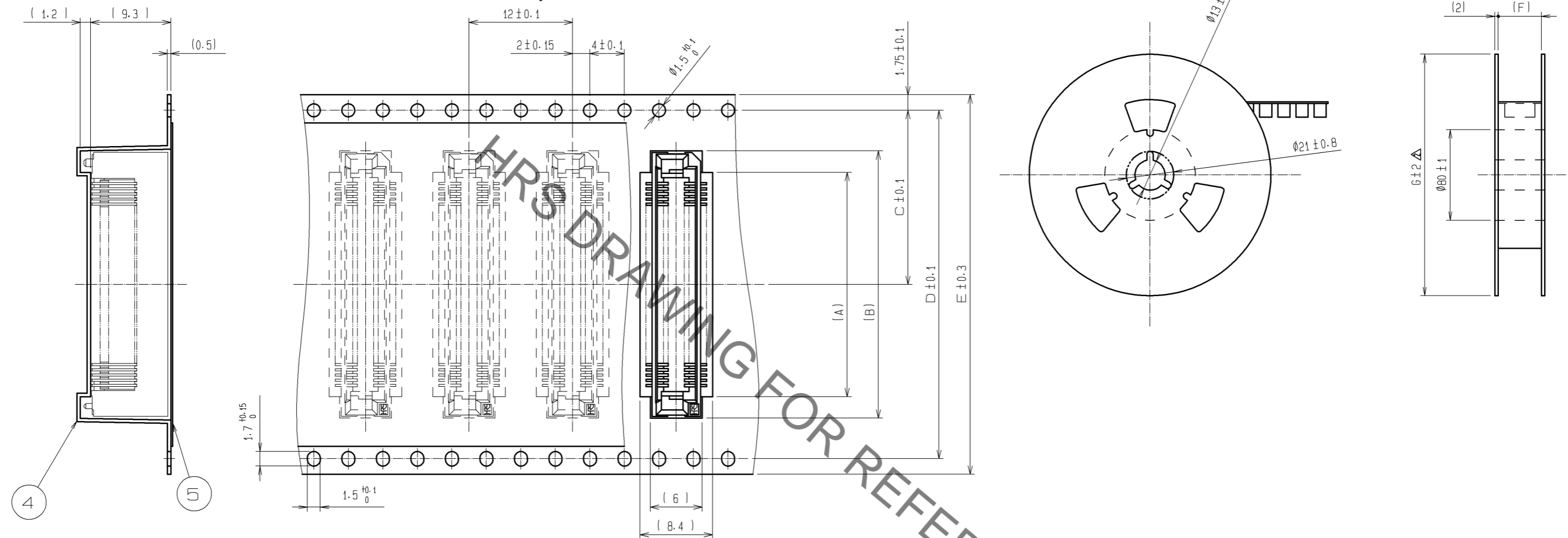
May.1.2023 Copyright 2023 HIROSE ELECTRIC CO., LTD. All Rights Reserved.
In case of consideration for using Automotive equipment / device which demand high reliability, kindly contact our sales window correspondents.

DRAWING FOR PACKING (FREE)

UNREELING DIRECTION



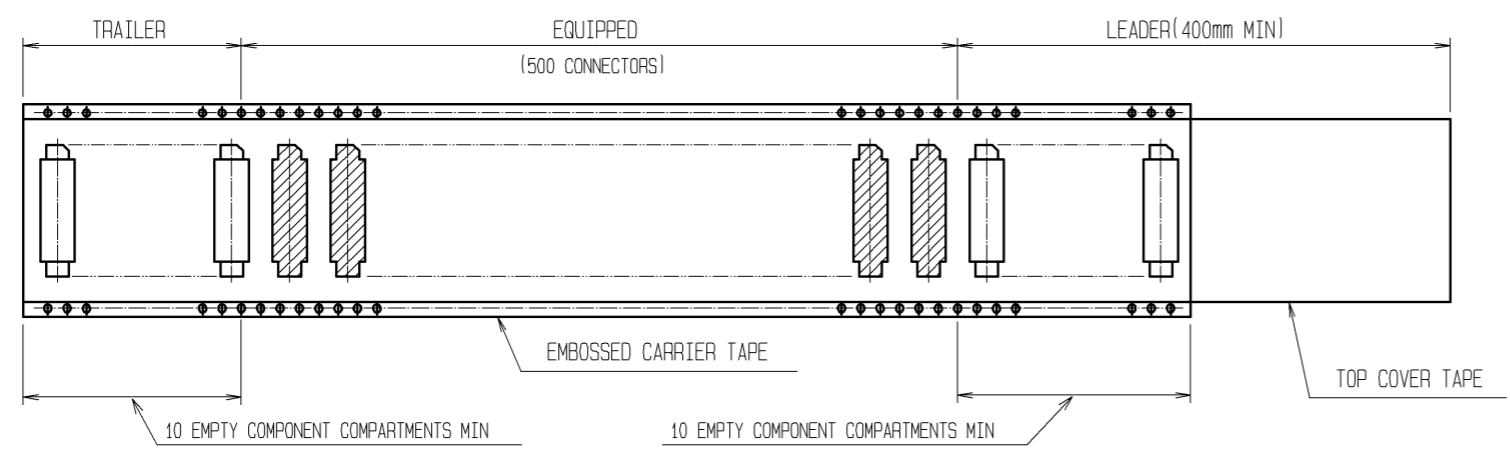
REEL DIMENSION



△△ DIMENSION TABLE OF EMBOSSED CARRIER TAPE AND REEL.

PART NO.	CODE No.	(2)	A	B	C	D	E	F	G
FX8C- 60S-SV5(92)	CL578-0821-0-92	60	20	25	20.2	40.4	44	44.4	Ø370
FX8C- 80S-SV5(92)	CL578-0823-5-92	80	26	31	20.2	40.4	44	44.4	Ø370
FX8C-100S-SV5(92)	CL578-0825-0-92	100	32	37	26.2	52.4	56	56.4	Ø370
FX8C-120S-SV5(92)	CL578-0826-3-92	120	38	43	26.2	52.4	56	56.4	Ø380
FX8C-140S-SV5(92)	CL578-0827-6-92	140	44	49	34.2	68.4	72	72.4	Ø380

NOTE 1 1 REEL : 500 CONNECTORS
 (2) NUMBER OF CONTACTS
 3 THE DIMENSIONS IN PARENTHESES ARE FOR REFERENCE. △



HRS	DRAWING NO.	EDC3-151023-22
	PART NO.	FX8C-*S-SV5(92)
	CODE NO.	CL578
		△ 2/2