

HarshIO IP67 Compact Modules for EtherNet/IP




HarshIO IP67 I/O Compact Modules for EtherNet/IP* provide a reliable solution for connecting industrial controllers to I/O devices through on-machine mounting in harsh environments, saving precious control cabinet space and enabling localized troubleshooting and modification

Features and Benefits

Harsh-duty design

IP67 rating and construction materials eliminate need for a protective cabinet in harsh environments. Tested to withstand shock, high-vibration and high temperature. Potted with resin and uses metallic connectors



Two integrated fieldbus ports

Enables wiring of the entire module application without an additional tee. Utilizes daisy-chain wiring topology which creates cost savings for the customer

Versatile Interface

8 user configurable Inputs and Outputs. Supports PNP input sensors. Visible diagnostic LEDs provide maintenance personnel with the ability to easily determine I/O, module & network status

Compact Design

30mm housing saves space on machines while using industry-standard M8 or M12 I/O connectivity

Ambient-temperature resistance of 70°C

Enhances design flexibility and can withstand harsh-duty environmental stresses



Tree rotary switches select IP Address

Decreases modules commissioning times and simplifies device replacement

Diagnostic notifications via fieldbus messaging and visible diagnostic LEDs

Enables both internal and external solutions


8-Port Model Shown
Part Number: 112095-5071
Engineering Number: TBDEI-8YYP-D84

Mounting Holes
Suitable for 2 screws

Applications

Industrial Automation

- Compact Machines
- High-Speed Machines
- CNC Machines
- Food and Beverage
- Plastic Injection
- Robot & Tool Makers
- Material Handling
- Packaging
- Automatic Guided Vehicles



Food Processing



Automated Guided Vehicles



CNC Machines

HarshIO IP67 Compact Modules for EtherNet/IP



Specifications

HARDWARE

Compact size: 30 x 175 x 20mm
 Operating Temperature: -25 to +70°C
 Storage Temperature: -40 to +90°C
 Housing material: PBT VALOX 420 SEO
 Black 7701

POWER SUPPLY

Power connector: M12, A-Coded, 5-pin, male, nickel brass
 Module & Input power: 24V DC, -15/+20% (protected against power crossing)
 Output power: 24V DC, -15/+20% (protected against power crossing)
 2x Diagnostic LEDs (Logic/Input + Output) with detection of low voltage operation

INPUT CHANNEL(S)

Connector: Ultra-Lock M12 5-pin A-Coded or M8 3-pole, Female, nickel brass
 Input type: PNP, Sinking, 2/3-wire sensors
 Sensor power supply: 250mA
 Input channel voltage ("1"): 10V ... 25V
 Input channel voltage ("0"): -0.2V ... 5V
 Electronic short circuit protection
 Input filter: 0.5 ... 3 ms (1 ms by default, filter step 0.5)

OUTPUT CHANNEL(S)

Connector: Ultra-Lock M12 5-pin A-Coded or M8 3-pole, Female, nickel brass
 Output type: PNP, Sourcing
 Output current: 0.5A per channel
 Maximum output current: 4.0A at 25°C
 Electronic short circuit protection
 Switching frequency: 200 Hz

FIELDBUS


Network IN connector: M12, 4-pin, female, D-Coded, stainless steel
 Network OUT connector: M12, 4-pin, female, D-Coded, stainless steel
 Diagnostic LED per port (Link / Speed / Activity)
 3x Rotary switches (Static IP, DHCP, etc)
 Protocol: EtherNet/IP Adapter
 Support of I/O and explicit messaging
 Ethernet Packet: Manage up to 3000 packet/sec
 Min refresh I/O Interval: 1ms
 Description file: Yes (EDS)
 ODVA certification

SHOCK AND VIBRATION

MIL-STD-202F, method 204D, condition A (Vibration)
 MIL-STD-202F, method 213B, condition B (Mechanical Shock)
 MIL-STD-1344A (Thermal Shock)

REGULATORY APPROVALS

CE
 REACH



Ordering Information

Order No.	Engineering No.	Protocol	No. of Ports	Housing Size	I/O Connectors	I/O Configuration		I/O Channel
						Input	Output	
112095-5071	TBDEI-8YYP-D84	EtherNet/IP	8	30mm	M8	8x User Configurable		PNP
112095-5083	TBDEI-4YYP-D8U		4		M12	8x User Configurable		PNP

www.molex.com/link/harshio.html

Molex is a registered trademark of Molex, LLC in the United States of America and may be registered in other countries; all other trademarks listed herein belong to their respective owners.